

















# Times-News Final Results by Year


























|  1964 1 <sup>ST</sup> ANNUAL   |  1965 2 <sup>ND</sup> ANNUAL    |  1966 3 <sup>RD</sup> ANNUAL   |
|--|---|--|
| <b>Ω1</b> TOM HICKEY  (1) 15-9-0 1,718 1,646 1,682 <b>5,046</b>   | 1 JAKE SONNENBERG  (1) 18-6-0 1,781 1,811 1,775 <b>6,267</b>   | 1 LEROY SMITH  (1) 16-7-1 1,682 1,778 1,743 <b>6,028</b>  |
| <b>Ω2</b> *CARL YOUNG  (1) 14-10-0 1,599 1,771 1,702 <b>5,072</b>   | 2 DAVE ZIMMERMAN (1) 17-7-0 1,691 1,736 1,803 <b>6,080</b>  | 2 HOWIE ROBINSON (2) 13-11-0 1,658 1,840 1,744 <b>5,892</b>  |
| 3 BUDDY MALONE (1) 15-9-0 1,540 1,709 1,614 <b>4,863</b>   | 3 TOM HICKEY  (2) 18-6-0 1,738 1,776 1,655 <b>6,069</b>  | 3 RAY SHERIDAN (1) 14-10-0 1,644 1,738 1,644 <b>5,726</b>  |
| 4 FRANK ZDUNSKI (1) 14-10-0 1,560 1,726 1,523 <b>4,809</b>   | 4 HOWIE ROBINSON (1) 17-7-0 1,674 1,723 1,755 <b>6,002</b>  | 4 TOM HICKEY  (3) 13-11-0 1,713 1,664 1,692 <b>5,719</b>  |
| 5 GORDY POWELL (1) 13-11-0 1,537 1,646 1,534 <b>4,717</b>  | 5 BUD NICK (1) 12-12-0 1,597 1,627 1,762 <b>5,586</b>   | 5 TOM KIRK (1) 12-12-0 1,600 1,782 1,655 <b>5,637</b>  |
| 6 LEO STAN (1) 12-12-0 1,570 1,703 1,589 <b>4,862</b>  | 6 *RUSS WARD  (1) 11-13-0 1,696 1,570 1,584 <b>5,400</b>   | 6 JAKE SONNENBERG  (2) 12-11-1 1,578 1,703 1,691 <b>5,597</b>   |
| 7 AL WILSON (1) 12-12-0 1,678 1,619 1,517 <b>4,814</b>   | 7 MARION BARTNIK (2) 11-13-0 1,620 1,505 1,696 <b>5,371</b>   | 7 *BUD NICK  (2) 10-14-0 1,625 1,680 1,640 <b>5,445</b>   |
| 8 MARION BARTNIK (1) 11-13-0 1,580 1,604 1,510 <b>4,694</b>  | 8 RICH DOMBKOWSKI (1) 8-16-0 1,588 1,540 1,732 <b>5,260</b>   | 8 DICK EAGLEN (1) 10-14-0 1,622 1,629 1,689 <b>5,440</b>   |
| 9 PAT McLAUGHLIN (1) 13-11-0 1,558 1,580 1,624 <b>4,762</b>  | 9 DON DONAHUE (1) 10-14-0 1,538 1,569 1,617 <b>5,224</b>  | 9 BILL ANDERSON (1) 12-12-0 1,565 1,520 1,675 <b>5,360</b>   |
| 10 CHUCK ROCCO (1) 8-16-0 1,547 1,570 1,456 <b>4,573</b>   | 10 WALLY YOCHIM (1) 7-17-0 1,536 1,611 1,690 <b>5,187</b>   | 10 VERN SMITH (1) 12-11-1 1,647 1,545 1,528 <b>5,345</b>   |
| 11 JACK MACKOWSKI (1) 9-15-0 1,587 1,560 1,590 <b>4,737</b>  | 11 GORDY POWELL (2) 7-17-0 1,583 1,595 1,597 <b>5,125</b>   | 11 VINCE SITTER, SR. (1) 9-15-0 1,667 1,613 1,580 <b>5,310</b>   |
| 12 RAY SMITH (1) 8-16-0 1,653 1,550 1,485 <b>4,688</b>   | 12 ED ZEITLER (1) 8-16-0 1,520 1,506 1,530 <b>4,956</b>   | 12 VINCE SITTER, JR. (1) 9-14-1 1,619 1,581 1,509 <b>5,184</b>   |
| <b>AVERAGES</b> 199.2 205.0 196.1 200.1  | <b>AVERAGES</b> 203.8 203.8 210.4 206.0   | <b>AVERAGES</b> 204.4 209.1 206.1 206.5  |
| <b>QUALIFIER</b><br>Eastland Bowl - 1/25/64 - 8 games<br>Rolling Meadow Lanes - 1/26/64 - 8 games<br>84 Entries  | <b>QUALIFIER</b><br>Coliseum Lanes - 1/23/65 - 6 games<br>Suburban Lanes - 1/24/65 - 6 games<br>96 Entries  | <b>QUALIFIER</b><br>Eastway Lanes - 1/22/66 - 6 Games<br>Rolling Meadow Lanes - 1/23/66 - 6 games<br>96 Entries  |
| <b>SEMI-FINALS</b><br>Eastland Bowl - 2/1/64 - 8 games<br>Top 32 after 16 games  | <b>SEMI-FINALS</b><br>Eastland Bowl - 1/30/65 - 8 games<br>Top 32 after 12 games  | <b>SEMI-FINALS</b><br>Suburban Lanes - 1/29/66 - 8 games<br>Top 32 after 12 games  |
| <b>FINALS</b><br>Rolling Meadow Lanes - 2/2/64 - 8 games<br>Eastland Bowl - 2/8/64 - 8 games<br>Rolling Meadow Lanes - 2/9/64 - 8 games<br>Top 12 after 24 games<br>Qualifying Totals not included in Finals   | <b>FINALS</b><br>Eastland Bowl - 1/31/65 - 8 games<br>Eastland Bowl - 2/6/65 - 8 games<br>Eastland Bowl - 2/7/65 - 8 games<br>Top 12 after 24 games<br>Qualifying Totals not included in Finals<br>Prior year Champion seeded into the Finals   | <b>FINALS</b><br>Suburban Lanes - 1/30/66 - 8 games<br>Suburban Lanes - 2/5/66 - 8 games<br>Suburban Lanes - 2/6/66 - 8 games<br>Top 12 after 24 games<br>Qualifying Totals not included in Finals<br>Prior year Champion seeded into the Finals   |
| <small>Twelve finalists bowl 12 head-to-head, 2-game matches with points awarded for a match victory and for every 10 pins over 200 each game (i.e. a 225 game would earn 2 points)</small>  | <small>Twelve finalists bowl 12 head-to-head, 2-game matches with 50 bonus pins awarded for a match victory 25 for a tie. Champion determined by total pinfall plus bonus for the 24 match games.</small>   | <small>Twelve finalists bowl 12 head-to-head, 2-game matches with 50 bonus pins awarded for a match victory 25 for a tie. Champion determined by total pinfall plus bonus for the 24 match games.</small>  |
| <b>TOURNAMENT HIGHLIGHTS</b><br>Tom Hickey and Carl Young were tied with 46 points after the final match was completed. A 2-game roll-off was conducted with Hickey defeating Young 221-183 and 195-171 thus earning Tom 4 points and the first Times-News Open title. | <b>TOURNAMENT HIGHLIGHTS</b><br>Jake jumped to the first round lead (93 over Hickey) fueled by an 8-0 record. He was still in front of Hickey by 78 after round 2. With a 247-248-234 start Hickey jumped to the lead only to see his 78-pin lead erased by Sonnenberg with matches of 222-150 and 257-164 in the position round. | <b>TOURNAMENT HIGHLIGHTS</b><br>Leroy Smith used 8 match victories to build a 87-pin lead over Howie Robison after 2 rounds and then went on to hold the lead over the final 8 games. Robison actually knocked down 39 pins more than Smith but Lee's ability to win matches kept him comfortably in front the entire round. |

 Represents a Times-News Title


 Represents a Qualifying Titles - \*Title in this year


 Roll-Off for the Championship - (x) No. of Finals

# Times-News Final Results by Year




















|  1967 4 <sup>TH</sup> ANNUAL   |  1968 5 <sup>TH</sup> ANNUAL   |  1969 6 <sup>TH</sup> ANNUAL    |
|--|--|---|
| 1 MARION BARTNIK  (3) 15-9-0 1,674 1,678 1,533 <b>5,635</b>   | 1 TOM HICKEY 2  (4) 17-7-0 1,567 1,723 1,802 <b>5,942</b>   |  1 MARION BARTNIK 2  (5) 16-7-1 1,607 1,684 1,775 <b>5,891</b>  |
| 2 LEO STAN (2) 15-9-0 1,581 1,593 1,635 <b>5,559</b>   | 2 RAY SHERIDAN (2) 13-10-1 1,788 1,675 1,750 <b>5,888</b>  |  2 LEROY SMITH   (4) 18-6-0 1,560 1,759 1,672 <b>5,891</b> |
| 3 JAKE SONNENBERG  (3) 15-9-0 1,614 1,538 1,578 <b>5,480</b>  | 3 AL MANCUSO (1) 14-9-1 1,674 1,625 1,696 <b>5,720</b>   | 3 AL MANCUSO (2) 13-11-0 1,623 1,655 1,663 <b>5,591</b>   |
| 4 LEROY SMITH  (2) 14-10-0 1,516 1,588 1,601 <b>5,405</b>   | 4 *LEROY SMITH   (3) 14-9-1 1,705 1,596 1,591 <b>5,617</b>   | 4 TOM HICKEY 2  (5) 12-12-0 1,621 1,723 1,605 <b>5,549</b>   |
| 5 VINNY ORLANDO (1) 13-11-0 1,577 1,628 1,530 <b>5,385</b>   | 5 BOB HART (1) 14-10 1,690 1,539 1,638 <b>5,567</b>  | 5 BUD NICK  (4) 13-10-1 1,639 1,576 1,562 <b>5,452</b>   |
| 6 BILL DeLUCA (1) 10-13-1 1,628 1,614 1,572 <b>5,339</b>   | 6 RON PALOMBI, SR. (2) 13-11-0 1,592 1,771 1,448 <b>5,461</b>  | 6 BUDDY MALONE (2) 9-15-0 1,588 1,661 1,565 <b>5,264</b>  |
| 7 WALLY YOCHIM (2) 10-14-0 1,598 1,560 1,605 <b>5,263</b>  | 7 JAKE SONNENBERG  (4) 12-12-0 1,532 1,693 1,620 <b>5,445</b>   | 7 HOWIE ROBINSON (4) 13-11-0 1,467 1,531 1,603 <b>5,251</b>   |
| 8 BUD NICK  (3) 11-12-1 1,568 1,621 1,455 <b>5,219</b>  | 8 MARION BARTNIK  (4) 8-16-0 1,590 1,692 1,581 <b>5,263</b>   | 8 DAVE SCHAEFFER (1) 10-13-1 1,520 1,536 1,617 <b>5,198</b>   |
| 9 RUSS WARD  (2) 10-14-0 1,450 1,608 1,616 <b>5,174</b>   | 9 HOWIE ROBINSON (3) 10-14-0 1,613 1,483 1,559 <b>5,155</b>  | 9 *VINCE SITTER, JR.  (2) 10-14-0 1,501 1,633 1,524 <b>5,158</b>   |
| 10 KEN TREIBER (1) 11-13-0 1,486 1,547 1,446 <b>5,029</b>  | 9 GEORGE AMES (1) 10-13-1 1,599 1,469 1,562 <b>5,155</b>   | 10 VINNY ORLANDO (2) 11-13-0 1,562 1,436 1,518 <b>5,066</b>   |
| 11 RON PALOMBI, SR. (1) 11-11-2 1,514 1,525 1,386 <b>5,025</b>   | 11 BILL SOHL (1) 8-16-0 1,503 1,564 1,481 <b>4,948</b>   | 11 VERN SMITH (2) 10-13-1 1,544 1,476 1,483 <b>5,028</b>  |
| 12 *SAM PERRY  (1) 7-17-0 1,519 1,452 1,416 <b>4,737</b>  | 12 WALLY YOCHIM (3) 9-15-0 1,511 1,474 1,506 <b>4,941</b>  | 12 JACK MACKOWSKI (2) 7-17-0 1,493 1,510 1,475 <b>4,828</b>   |
| <b>AVERAGES</b> 195.1 197.4 191.4 194.6  | <b>AVERAGES</b> 201.7 201.1 200.4 201.0  | <b>AVERAGES</b> 195.1 199.8 198.6 197.8   |
| <b>QUALIFIER</b><br>Eastland Bowl - 1/7/67 - 6 games<br>Eastway Lanes - 1/8/67 - 6 games<br>96 Entries   | <b>QUALIFIER</b><br>Eastland Bowl - 1/6/68 - 6 games<br>Berry Auditorium - 1/7/68 - 6 games<br>96 Entries  | <b>QUALIFIER</b><br>Eastway Lanes - 1/11/69 - 6 games<br>Lakewood Lanes - 1/12/69 - 6 games<br>96 Entries   |
| <b>SEMI-FINALS</b><br>Coliseum Lanes - 1/14/67 - 8 games<br>Top 32 after 12 games  | <b>SEMI-FINALS</b><br>Rolling Meadow Lanes - 1/13/68 - 8 games<br>Top 32 after 12 games  | <b>SEMI-FINALS</b><br>Eastland Bowl - 1/18/69 - 8 games<br>Top 32 after 12 games  |
| <b>FINALS</b><br>Coliseum Lanes - 1/15/67 - 8 games<br>Coliseum Lanes - 1/21/67 - 8 games<br>Coliseum Lanes - 1/22/67 - 8 games<br>Top 12 after 24 games<br>Qualifying Totals not included in Finals<br>Prior year Champion seeded into the Finals   | <b>FINALS</b><br>Rolling Meadow Lanes - 1/14/68 - 8 games<br>Rolling Meadow Lanes - 1/20/68 - 8 games<br>Rolling Meadow Lanes - 1/21/68 - 8 games<br>Top 12 after 24 games<br>Qualifying Totals not included in Finals<br>Prior year Champion seeded into the Finals   | <b>FINALS</b><br>Eastland Bowl - 1/19/69 - 8 games<br>Eastland Bowl - 1/25/69 - 8 games<br>Eastland Bowl - 1/26/69 - 8 games<br>Top 12 after 24 games<br>Qualifying Totals not included in Finals<br>Prior year Champion seeded into the Finals   |
| <small>Twelve finalists bowl 12 head-to-head, 2-game matches with 50 bonus pins awarded for a match victory 25 for a tie. Champion determined by total pinfall plus bonus for the 24 match games.</small>  | <small>Twelve finalists bowl 12 head-to-head, 2-game matches with 50 bonus pins awarded for a match victory 25 for a tie. Champion determined by total pinfall plus bonus for the 24 match games.</small>  | <small>Twelve finalists bowl 12 head-to-head, 2-game matches with 50 bonus pins awarded for a match victory 25 for a tie. Champion determined by total pinfall plus bonus for the 24 match games.</small>   |
| <b>TOURNAMENT HIGHLIGHTS</b><br>Bartnik, the leader after each of the first two rounds, was cruising along until hard-charging Leo Stan defeated him in the day's 7th game to cut the lead to 11. With the title hanging in the balance Bartnik struck in the 8th, 9th and two in the 10th to shut-out the eventual runner-up. | <b>TOURNAMENT HIGHLIGHTS</b><br>Tom Hickey became the first multi-Times-News Open champion. Tom was 9th after round 1(421 pins behind Sheridan) but rallied for 7 wins in round 2 to move up to 4th and finally overtook Sheridan with 234-191 and 215-198 wins in the final two games to complete the final round with an 8-0 record. | <b>TOURNAMENT HIGHLIGHTS</b><br>Marion Bartnik, seeking his 2nd title in 3 years completed the finals deadlocked with Leroy Smith. In the 2-game roll-off to decide the event Bartnik opened with a 201-197 before dropping the second game 213-215 and escaping with a narrow 2-pin victory.                       |

 Represents a Times-News Title


 Represents a Qualifying Titles - \*Title in this year

 Roll-Off for the Championship - (x) No. of Finals

# Times-News Final Results by Year






















|  1970 7 <sup>TH</sup> ANNUAL    |  1971 8 <sup>TH</sup> ANNUAL    |  1972 9 <sup>TH</sup> ANNUAL   |
|---|---|--|
| 1 LEROY SMITH 2   (5) 18-6-0 1,621 1,655 1,587 <b>5,763</b>   | 1 RAY SHERIDAN  (3) 15-9-0 1,700 1,809 1,820 <b>6,079</b>  | 1 RAY SHERIDAN 2  (4) 15-9-0 1,599 1,719 1,779 <b>5,847</b>   |
| 2 MARION BARTNIK 2  (6) 13-11-0 1,673 1,624 1,536 <b>5,483</b>   | 2 AL MANCUSO (3) 14-10-0 1,702 1,637 1,797 <b>5,836</b>   | 2 KEN TREIBER  (3) 15-9-0 1,807 1,566 1,722 <b>5,845</b>  |
| 3 WES KUCHINSKI (1) 13-11-0 1,577 1,535 1,542 <b>5,304</b>  | 3 TOM KIRK (2) 15-9-0 1,609 1,779 1,692 <b>5,830</b>  | 3 *RON RAKOWSKI  (1) 16-8-0 1,687 1,708 1,632 <b>5,827</b>  |
| 4 JIM YOUNG (1) 14-10-0 1,448 1,685 1,454 <b>5,287</b>  | 4 BUDDY MALONE (3) 15-9-0 1,592 1,664 1,687 <b>5,693</b>  | 4 VERN SMITH (3) 12-12-0 1,673 1,652 1,621 <b>5,546</b>  |
| 5 DAVE ZIMMERMAN (2) 12-11-1 1,514 1,507 1,590 <b>5,236</b>   | 5 TONY SZCZESNY (1) 14-10-0 1,606 1,701 1,682 <b>5,689</b>  | 5 TOM KIRK (3) 12-12-0 1,673 1,580 1,654 <b>5,507</b>  |
| 6 LEO STAN (3) 10-13-1 1,572 1,625 1,445 <b>5,167</b>   | 6 LEO STAN (4) 14-10-0 1,575 1,715 1,687 <b>5,677</b>   | 6 TIM NICK (1) 10-14-0 1,751 1,656 1,586 <b>5,493</b>  |
| 7 BUD NICK (5) 9-14-1 1,551 1,635 1,504 <b>5,165</b>  | 7 LEROY SMITH 2   (6) 12-12-0 1,598 1,730 1,705 <b>5,633</b>  | 7 RICK HEAVERLY (1) 12-12-0 1,700 1,622 1,560 <b>5,482</b>   |
| 8 *DAVE MACKOWSKI, SR  (1) 12-12-0 1,515 1,498 1,520 <b>5,133</b>  | 8 RON LEOPOLD (1) 11-13-0 1,593 1,689 1,634 <b>5,466</b>  | 8 RON LEOPOLD (2) 12-12-0 1,552 1,578 1,666 <b>5,396</b>   |
| 9 LUKE CURLETT (1) 12-11-1 1,505 1,501 1,478 <b>5,109</b>   | 9 *KEN TREIBER  (2) 10-14-0 1,608 1,645 1,564 <b>5,317</b>   | 9 MARION BARTNIK 2  (7) 10-14-0 1,548 1,694 1,630 <b>5,372</b>  |
| 10 WALLY YOCHIM (4) 10-14-0 1,439 1,463 1,538 <b>4,940</b>  | 10 BOB DOMBKOWSKI (1) 10-14-0 1,647 1,481 1,554 <b>5,182</b>  | 10 SAM DeMICHELE, JR. (1) 12-12-0 1,537 1,575 1,638 <b>5,350</b>   |
| 11 BILL SOHL (2) 9-15-0 1,372 1,498 1,534 <b>4,854</b>  | 11 DAVE ZIMMERMAN (3) 7-17-0 1,583 1,596 1,575 <b>5,104</b>   | 11 DAVE SCHAEFFER (2) 11-13-0 1,647 1,490 1,485 <b>5,172</b>   |
| 12 RUSS WARD  (3) 10-14-0 1,431 1,482 1,401 <b>4,814</b>   | 12 JACK SOUTHWORTH (1) 7-17-0 1,522 1,616 1,578 <b>5,066</b>  | 12 BOB MONTGOMERY (1) 7-17-0 1,595 1,567 1,568 <b>5,080</b>  |
| <b>AVERAGES</b> 189.8 194.9 188.8 191.2   | <b>AVERAGES</b> 201.4 209.0 208.1 206.2   | <b>AVERAGES</b> 205.9 202.2 203.6 203.9  |
| <b>QUALIFIER</b><br>North East Lanes - 1/10/70 - 6 games<br>Rolling Meadow Lanes - 1/11/70 - 6 games<br>96 Entries  | <b>QUALIFIER</b><br>Eastland Bowl - 1/9/71 - 6 games<br>North East Lanes - 1/10/71 - 6 games<br>96 Entries  | <b>QUALIFIER</b><br>Perry Plaza Lanes - 1/3/72 - 6 games<br>Lake City Lanes - 1/4/72 - 6 games<br>96 Entries   |
| <b>SEMI-FINALS</b><br>Frontier Lanes - 1/17/70 - 8 games<br>Top 32 after 12 games   | <b>SEMI-FINALS</b><br>Rolling Meadow Lanes - 1/16/71 - 8 games<br>Top 32 after 12 games   | <b>SEMI-FINALS</b><br>Eastland Bowl - 1/10/72 - 8 games<br>Top 32 after 12 games   |
| <b>FINALS</b><br>Frontier Lanes - 1/18/70 - 8 games<br>Frontier Lanes - 1/24/70 - 8 games<br>Frontier Lanes - 1/25/70 - 8 games<br>Top 12 after 24 games<br>Qualifying Totals not included in Finals<br>Prior year Champion seeded into the Finals  | <b>FINALS</b><br>Rolling Meadow Lanes - 1/17/71 - 8 games<br>Rolling Meadow Lanes - 1/23/71 - 8 games<br>Rolling Meadow Lanes - 1/24/71 - 8 games<br>Top 12 after 24 games<br>Qualifying Totals not included in Finals<br>Prior year Champion seeded into the Finals  | <b>FINALS</b><br>Eastland Bowl - 1/11/72 - 8 games<br>Eastland Bowl - 1/17/72 - 8 games<br>Eastland Bowl - 1/18/72 - 8 games<br>Top 12 after 24 games<br>Qualifying Totals not included in Finals<br>Prior year Champion seeded into the Finals  |
| <small>Twelve finalists bowl 12 head-to-head, 2-game matches with 50 bonus pins awarded for a match victory 25 for a tie. Champion determined by total pinfall plus bonus for the 24 match games.</small>   | <small>Twelve finalists bowl 12 head-to-head, 2-game matches with 50 bonus pins awarded for a match victory 25 for a tie. Champion determined by total pinfall plus bonus for the 24 match games.</small>   | <small>Twelve finalists bowl 12 head-to-head, 2-game matches with 50 bonus pins awarded for a match victory 25 for a tie. Champion determined by total pinfall plus bonus for the 24 match games.</small>  |
| <b>TOURNAMENT HIGHLIGHTS</b><br>Marion Bartnik, now seeking his 3rd title in 4 years led after the first round. Leroy Smith gained his revenge from the prior years'roll-off loss taking a 79-pin lead into the final round where captured 7 of 8 matches cruising to a 280-pin margin for his 2nd title. | <b>TOURNAMENT HIGHLIGHTS</b><br>Ray averted the unpopular qualifying jinx by finishing the qualifier in the second spot. Although starting from scratch in the finals he maintained that second position at the end of round 1 but on the strength of 8-game blocks of 1809 and 1820 (a 226 average) in rounds 2 and 3 easily outdistanced the field. | <b>TOURNAMENT HIGHLIGHTS</b><br>In probably the most exciting finish in Times-News history Ray Sheridan roared to his 2nd consecutive title with a final game 279 to Ron Rakowski's 170 to overcome a 138-pin deficit. Treiber's final game 256 (he needed the 2nd strike in the 10th for the title) left him 2 pins short. Rakowski could have also claimed the title with 2 strikes in the 10th. |

 Represents a Times-News Title


 Represents a Qualifying Titles - \*Title in this year

(x) Number of times in the Finals

# Times-News Final Results by Year







|  1973 10 <sup>TH</sup> ANNUAL    |  1974 11 <sup>TH</sup> ANNUAL    |  1975 12 <sup>TH</sup> ANNUAL    |
|--|--|--|
| 1 JOHN HRISCINA  (1) 15-9-0 1,502 1,615 1,572 5,439   | 1 CARL YOUNG   (2) 16-7-1 1,820 1,820 1,626 6,091  | 1 CARL YOUNG 2   (3) 18-6-0 1,678 1,618 1,711 5,907  |
| 2 RAY SHERIDAN 2  (5) 16-8-0 1,526 1,588 1,502 5,416  | 2 MARION BARTNIK 2  (8) 16-8-0 1,732 1,820 1,689 6,041  | 2 RAY SHERIDAN 2  (6) 17-7-0 1,660 1,572 1,641 5,723  |
| 3 RICK HEAVERLY (2) 15-9-0 1,470 1,554 1,522 5,296   | 3 DR. TED FERRETTI (1) 14-9-1 1,635 1,749 1,715 5,824  | 3 *JIM MOSER 2  (2) 16-8-0 1,648 1,596 1,587 5,631  |
| 4 *BRYAN TUTEN  (1) 13-11-0 1,559 1,442 1,503 5,154   | 4 BRYAN TUTEN  (2) 15-8-1 1,742 1,673 1,595 5,785   | 4 TOM HICKEY 2  (7) 14-10-0 1,535 1,629 1,436 5,300   |
| 5 RICH DOMBKOWSKI (2) 12-12-0 1,500 1,540 1,511 5,151  | 5 DAVE ZIMMERMAN (4) 12-12-0 1,702 1,686 1,707 5,695   | 5 AL MANCUSO (5) 10-14-0 1,608 1,571 1,619 5,298   |
| 6 RON LEOPOLD (3) 12-12-0 1,590 1,511 1,420 5,121  | 6 RON LEOPOLD (4) 13-11-0 1,630 1,743 1,658 5,681  | 6 JIM VAUGHN (1) 12-12-0 1,505 1,573 1,619 5,297   |
| 7 ARMAND NOTARIONE (1) 13-11-0 1,464 1,514 1,445 5,073   | 7 *JIM MOSER  (1) 13-10-1 1,713 1,530 1,626 5,544   | 7 BRYAN TUTEN  (3)** 13-11-0 1,590 1,458 1,501 5,209  |
| 8 AL MANCUSO (4) 11-13-0 1,432 1,525 1,502 5,009   | 8 TIM NICK (2) 12-11-1 1,708 1,538 1,649 5,520   | 8 MIKE LAUGHLIN (1) 12-12-0 1,556 1,467 1,545 5,168  |
| 9 BUDDY MALONE (4) 11-13-0 1,574 1,369 1,497 4,990   | 9 JACK MACKOWSKI (3) 8-16-0 1,537 1,585 1,605 5,127  | 9 DAVE ZIMMERMAN (5) 8-16-0 1,600 1,591 1,534 5,125  |
| 10 TONY BROWN (1) 9-15-0 1,587 1,404 1,489 4,930   | 10 FRANK MOURTON (1) 9-15-0 1,652 1,500 1,483 5,085  | 10 GEORGE WARREN, JR. (1) 9-15-0 1,493 1,537 1,596 5,076   |
| 11 BOB MONTGOMERY (2) 7-17-0 1,454 1,518 1,496 4,818   | 11 TOM HICKEY 2  (6) 5-18-1 1,585 1,622 1,577 5,059   | 11 TONY BROWN (2) 9-15-0 1,538 1,436 1,571 4,995   |
| 12 DENNIS KAUFMAN (1) 10-14-0 1,413 1,378 1,513 4,804  | 12 DICK WHITE (1) 8-16-0 1,549 1,455 1,482 4,886   | 12 PAUL CHAPIN (1) 6-18-0 1,488 1,519 1,524 4,831  |
| <b>AVERAGES</b> 188.2 187.1 187.2 187.5  | <b>AVERAGES</b> 208.4 205.4 202.2 205.3  | <b>AVERAGES</b> ** (Replaced Ron Palombi, Sr.) 196.9 193.4 196.7 195.7   |
| <b>QUALIFIER</b><br>Rolling Meadow Lanes - 1/6/73 - 6 games<br>North East Lanes - 1/7/73 - 6 games<br>96 Entries   | <b>QUALIFIER</b><br>Eastway Lanes - 1/5/74 - 6 games<br>Edinboro Lanes - 1/6/74 - 6 games<br>96 Entries  | <b>QUALIFIER</b><br>Suburban Lanes - 1/4/75 - 6 games<br>Presque Isle Lanes - 1/5/75 - 6 games<br>96 Entries   |
| <b>SEMI-FINALS</b><br>Frontier Lanes - 1/13/73 - 8 games<br>Top 32 after 12 games  | <b>SEMI-FINALS</b><br>Eastland Bowl - 1/12/74 - 8 games<br>Top 32 after 12 games   | <b>SEMI-FINALS</b><br>Rolling Meadow Lanes - 1/11/75 - 8 games<br>Top 32 after 12 games  |
| <b>FINALS</b><br>Frontier Lanes - 1/14/73 - 8 games<br>Frontier Lanes - 1/21/73 - 8 games<br>Frontier Lanes - 1/22/73 - 8 games<br>Top 12 after 24 games<br>Qualifying Totals not included in Finals   | <b>FINALS</b><br>Eastland Bowl - 1/13/74 - 8 games<br>Eastland Bowl - 1/19/74 - 8 games<br>Eastland Bowl - 1/20/74 - 8 games<br>Top 12 after 24 games<br>Qualifying Totals not included in Finals  | <b>FINALS</b><br>Rolling Meadow Lanes - 1/12/75 - 8 games<br>Rolling Meadow Lanes - 1/18/75 - 8 games<br>Rolling Meadow Lanes - 1/19/75 - 8 games<br>Top 12 after 24 games<br>Qualifying Totals not included in Finals   |
| <small>Twelve finalists bowl 12 head-to-head, 2-game matches with 50 bonus pins awarded for a match victory 25 for a tie. Champion determined by total pinfall plus bonus for the 24 match games.</small>  | <small>Twelve finalists bowl 12 head-to-head, 2-game matches with 50 bonus pins awarded for a match victory 25 for a tie. Champion determined by total pinfall plus bonus for the 24 match games.</small>  | <small>Twelve finalists bowl 12 head-to-head, 2-game matches with 50 bonus pins awarded for a match victory 25 for a tie. Champion determined by total pinfall plus bonus for the 24 match games.</small>  |
| <b>TOURNAMENT HIGHLIGHTS</b><br>Sheridan, in his bid for a 3rd consecutive title took a 97-pin lead into the final round and a 68-pin lead into the final game. Hriscina, on a day when nary a finalist averaged 200 (John's 196 average was tops while the field averaged a meager 186) managed a 210-169 victory over Sheridan and, along with 50 bonus pins was enough to claim a 23-pin victory. | <b>TOURNAMENT HIGHLIGHTS</b><br>It was the veterans in 1974. 57-year old Carl Young amassed a 263-pin lead through 2 rounds only to have 2-time Champion Marion Bartnik (55 years old) cut his lead to 19 heading into the final 2-game position match. Young had shot 150-159 in games 5-6 while Bartnik rifled 224 and 247. Young, however, sewed up the title in game 7 with a brilliant 268. | <b>TOURNAMENT HIGHLIGHTS</b><br>Jim Moser captured his 2nd consecutive Qualifying title and finished the event in 3rd. It was a 3-man race all the way and lead changes were scarce. Young led Sheridan by 18 and Moser 30 after round 1 and upped that to 114 and 252 after round 2. Sheridan got no closer than 58 in the final round. Young scored 922 for his final four and won by 184. |

 Represents a Times-News Title

 Represents a Qualifying Titles - \*Title in this year

(x) Number of times in the Finals

# Times-News Final Results by Year



























|  1976 13 <sup>TH</sup> ANNUAL    |  1977 14 <sup>TH</sup> ANNUAL   |  1978 15 <sup>TH</sup> ANNUAL    |
|--|---|--|
| 1 MIKE LAUGHLIN 🏆(2) 17-7-0 1,603 1,740 1,774 5,967  | 1 TONY SZCZESNY 🏆(3) 15-9-0 1,502 1,723 1,747 5,722   | 1 JOE KWEDER 🏆(1) 17-7-0 1,672 1,900 1,827 6,249   |
| 2 RAY SHERIDAN 2🏆(7) 17-7-0 1,728 1,616 1,755 5,949  | 2 JIM VAUGHN (2) 16-8-0 1,674 1,584 1,590 5,648   | 2 DICK MACHUGA (1) 14-10-0 1,857 1,756 1,757 6,070   |
| 3 PAT MALONE (1) 15-9-0 1,701 1,631 1,771 5,853  | 3 TOM HICKEY 2🏆(8) 15-9-0 1,635 1,623 1,561 5,569   | 3 *RICK HEAVERLY 🏆(3) 15-9-0 1,721 1,732 1,829 6,032   |
| 4 JOHN HRISCINA 🏆(2) 14-10-0 1,555 1,730 1,784 5,769   | 4 AL MANCUSO (6) 12-12-0 1,568 1,628 1,667 5,463  | 4 DAVE SCHAEFFER (4) 16-8-0 1,689 1,740 1,729 5,958  |
| 5 CARL YOUNG 2🏆🏆(4) 13-11-0 1,602 1,658 1,737 5,647  | 5 *CARL YOUNG 2🏆2🏆(5) 13-11-0 1,572 1,596 1,557 5,375   | 5 VINNY ORLANDO (3) 12-12-0 1,729 1,819 1,787 5,935  |
| 6 *DAVE ZIMMERMAN 🏆(6) 13-11-0 1,535 1,614 1,719 5,518   | 6 BILL LYNN (1) 10-13-1 1,541 1,471 1,636 5,173   | 6 LEROY SMITH 2🏆🏆(7) 13-11-0 1,757 1,799 1,681 5,887   |
| 7 DAVE SCHAEFFER (3) 11-13-0 1,609 1,634 1,592 5,385   | 6 JIM BUREK (1) 13-11-0 1,489 1,491 1,543 5,173   | 7 PHIL NORTON (1) 12-12-0 1,721 1,837 1,708 5,866  |
| 8 GEORGE WARREN, SR. (1) 12-12-0 1,417 1,607 1,581 5,205   | 8 RON LEOPOLD (5) 11-13-0 1,433 1,595 1,587 5,165   | 8 DAVE FRACKOWIAK (1) 13-11-0 1,712 1,724 1,701 5,787  |
| 9 TIM NICK (3) 10-14-0 1,482 1,563 1,605 5,150   | 9 BUTCH PERINO (1) 9-15-0 1,428 1,629 1,614 5,121   | 9 TIM NICK (4) 10-14-0 1,679 1,666 1,731 5,576   |
| 10 LARRY PULLING (1) 8-16-0 1,561 1,554 1,534 5,049  | 10 JIM CRANE (1) 12-12-0 1,419 1,597 1,491 5,107  | 10 RAY SHERIDAN 2🏆(8) 9-15-0 1,576 1,665 1,635 5,326   |
| 11 DENNIS KAUFMAN (2) 9-15-0 1,434 1,595 1,568 5,047   | 11 RON RAKOWSKI 🏆(2) 10-14-0 1,516 1,448 1,499 4,963  | 11 FRANK TRIGILIO (1) 7-17-0 1,559 1,676 1,565 5,150   |
| 12 TONY SZCZESNY (2) 5-19-0 1,589 1,537 1,569 4,945  | 12 NORB DUNN (1) 7-16-1 1,481 1,484 1,495 4,835   | 12 DAVE MACKOWSKI, SR. 🏆(2) 6-18-0 1,409 1,561 1,693 4,963   |
| <b>AVERAGES</b> 196.0 202.9 208.2 202.4  | <b>AVERAGES</b> 190.2 196.6 197.8 194.8   | <b>AVERAGES</b> 209.2 217.4 215.0 213.9  |
| <b>QUALIFIER</b><br>North East Lanes - 1/3/76 - 6 games<br>Frontier Lanes - 1/4/76 - 6 games<br>96 Entries   | <b>QUALIFIER</b><br>North East Lanes - 1/8/77 - 6 games<br>Edinboro Lanes - 1/9/77 - 6 games<br>96 Entries  | <b>QUALIFIER</b><br>Lake City Lanes - 1/7/78 - 6 games<br>Presque Isle Lanes - 1/8/78 - 6 games<br>96 Entries  |
| <b>SEMI-FINALS</b><br>Eastland Bowl - 1/10/76 - 8 games<br>Top 32 after 12 games   | <b>SEMI-FINALS</b><br>Suburban Lanes - 1/15/77 - 8 games<br>Top 32 after 12 games   | <b>SEMI-FINALS</b><br>Frontier Lanes - 1/14/78 - 8 games<br>Top 32 after 12 games  |
| <b>FINALS</b><br>Eastland Bowl - 1/11/76 - 8 games<br>Eastland Bowl - 1/17/76 - 8 games<br>Eastland Bowl - 1/18/76 - 8 games<br>Top 12 after 24 games<br>Qualifying Totals not included in Finals  | <b>FINALS</b><br>Suburban Lanes - 1/16/77 - 8 games<br>Suburban Lanes - 1/22/77 - 8 games<br>Suburban Lanes - 1/23/77 - 8 games<br>Top 12 after 24 games<br>Qualifying Totals not included in Finals  | <b>FINALS</b><br>Frontier Lanes - 1/15/78 - 8 games<br>Frontier Lanes - 1/21/78 - 8 games<br>Frontier Lanes - 1/22/78 - 8 games<br>Top 12 after 24 games<br>Qualifying Totals not included in Finals   |
| <small>Twelve finalists bowl 12 head-to-head, 2-game matches with 50 bonus pins awarded for a match victory 25 for a tie. Champion determined by total pinfall plus bonus for the 24 match games.</small>  | <small>Twelve finalists bowl 12 head-to-head, 2-game matches with 50 bonus pins awarded for a match victory 25 for a tie. Champion determined by total pinfall plus bonus for the 24 match games.</small>   | <small>Twelve finalists bowl 12 head-to-head, 2-game matches with 50 bonus pins awarded for a match victory 25 for a tie. Champion determined by total pinfall plus bonus for the 24 match games.</small>  |
| <b>TOURNAMENT HIGHLIGHTS</b><br>Dave Zimmerman rolled the first 300 in TN history in round 1 of the qualifier at North East Lanes. Then, in another great Eastland finish, rivaling that of 1972, Mike Laughlin exploded from 98 pins down heading to the final game to shock Ray Sheridan 255-191. The bonus enable the young Laughlin to surpass Sheridan by a mere 16 pins. | <b>TOURNAMENT HIGHLIGHTS</b><br>Tony Szczesny made a slow ascent to the title. He qualified in the 12th position and sat in 9th after round 1 of the finals. His 3rd place position after round 2 still had him trailing round 1 and 2 leader Jim Vaughn by 123 pins. 935 in his first 4 games of the final block finally earned him the lead that he would never relenquish, winning by 74 pins. | <b>TOURNAMENT HIGHLIGHTS</b><br>In 24 games of high scoring it was Dick Machuga taking the first round lead averaging 232. In the second round Joe Kweder shot and 8-game record 1900 (237 average) to move into second just 91 pins behind Machuga. In round 3 Kweder followed up with an 1827 block that included a final game 258-254 win over Machuga and a 179-pin victory. |

🏆 Represents a Times-News Title


🏆 Represents a Qualifying Titles - \*Title in this year

(x) Number of times in the Finals

# Times-News Final Results by Year

|  1979 <b>16<sup>TH</sup></b> ANNUAL   |  1980 <b>17<sup>TH</sup></b> ANNUAL   |  1981 <b>18<sup>TH</sup></b> ANNUAL    |
|---|---|--|
| 1 PAT MALONE  (2) 10-2-0 2,585 1,340 1,444 5,669   | 1 RICK HEAVERLY   (4) 10-2-0 2,655 1,346 1,322 5,623  | 1 PAT MALONE 2  (4) 16-8-0 1,913 1,797 1,690 5,880  |
| 2 LEROY SMITH 2   (8) 8-4-0 2,598 1,415 1,265 5,518   | 2 BOB MONTGOMERY (3) 6-5-1 2,581 1,325 1,351 5,452  | 2 DAVE ZIMMERMAN  (9) 13-11-0 1,689 1,768 1,661 5,508   |
| 3 RAY SHERIDAN 2  (9) 8-4-0 2,489 1,301 1,245 5,275  | 3 MARK GANSKA (1) 8-4-0 2,588 1,342 1,260 5,430   | 3 *RICK HEAVERLY  2  (5) 12-12-0 1,684 1,817 1,600 5,461   |
| 4 *BUDDY MALONE  (5) 6-6-0 2,622 1,236 1,207 5,245   | 4 KEN JACOBS (1) 8-4-0 2,532 1,340 1,219 5,331  | 4 VINNY ORLANDO (4) 13-11-0 1,648 1,806 1,582 5,426  |
| 5 JIM DELSANDRO (1) 7-5-0 2,532 1,339 1,142 5,223   | 5 PAT MALONE  (3) 7-5-0 2,597 1,258 1,259 5,324  | 5 TOM GROH, JR. (1) 15-9-0 1,653 1,685 1,618 5,406   |
| 6 DAVE ZIMMERMAN  (7) 4-7-1 2,546 1,275 1,177 5,133  | 6 TIM NICK (6) 6-6-0 2,584 1,359 1,196 5,319  | 6 CARL YOUNG 2  2  (6) 14-10-0 1,690 1,722 1,512 5,344   |
| 7 RON RAKOWSKI  (3) 6-6-0 2,543 1,196 1,191 5,110  | 7 DAVE ZIMMERMAN  (8) 6-6-0 2,563 1,308 1,201 5,252  | 7 JOHN MACKOWSKI (1) 12-12-0 1,660 1,711 1,501 5,232   |
| 8 FRED JACOBS (1) 4-8-0 2,596 1,159 1,129 5,004   | 8 RAY SHERIDAN 2  (10) 5-7-0 2,520 1,297 1,235 5,202   | 8 RON PALOMBI, JR. (1) 10-14-0 1,636 1,752 1,530 5,218   |
| 9 TIM NICK (5) 5-6-1 2,508 1,173 1,139 4,985  | 9 JIM DELSANDRO (2) 5-7-0 2,587 1,244 1,185 5,166   | 8 FRED JACOBS (2) 13-11-0 1,768 1,548 1,512 5,218  |
| 10 SAM DeMICHELE, JR. (2) 5-7-0 2,540 1,112 1,179 4,981   | 10 *JIM LUCAS  (1) 2-9-1 2,688 1,187 1,189 5,139   | 10 DENNIS KAUFMAN (3) 11-13-0 1,564 1,587 1,588 5,069  |
| 11 RON LEOPOLD (6) 4-8-0 2,476 1,181 1,168 4,945  | 11 DAVID HEWETT (1) 4-8-0 2,612 1,138 1,254 5,124   | 11 MARION BARTNIK 2  (9) 7-17-0 1,701 1,701 1,456 5,068   |
| 12 RUSS SNYDER (1) 4-8-0 2,490 1,195 969 4,774  | 12 DAVE FRACKOWIAK (2) 4-8-0 2,574 1,266 1,067 5,027  | 12 TOM MARANO, JR. (1) 8-16-0 1,648 1,553 1,561 5,002  |
| <b>AVERAGES</b> 212.0 207.3 198.0 207.3   | <b>AVERAGES</b> 215.8 214.0 204.7 212.6   | <b>AVERAGES</b> 211.0 213.0 195.9 206.6  |
| <b>QUALIFIER</b><br>Eastland Bowl - 1/6/79 - 6 games<br>North East Lanes - 1/7/79 - 6 games<br>72 Entries   | <b>QUALIFIER</b><br>Suburban Lanes - 1/5/80 - 6 games<br>Frontier Lanes - 1/6/80 - 6 games<br>72 Entries  | <b>QUALIFIER</b><br>North East Lanes - 1/3/81 - 6 games<br>Greengarden Lanes - 1/4/81 - 6 games<br>72 Entries  |
| <b>SEMI-FINALS</b><br>None  | <b>SEMI-FINALS</b><br>None  | <b>SEMI-FINALS</b><br>Eastland Bowl - 1/10/81 - 6 games<br>Top 24 after 12 games   |
| <b>FINALS</b><br>Eastland Bowl - 1/13/79 - 6 games<br>Eastland Bowl - 1/14/79 - 6 games<br><br>Top 12 after 12 games<br>Qualifying Totals <u>included</u> in Finals   | <b>FINALS</b><br>Suburban Lanes - 1/12/80 - 6 games<br>Frontier Lanes - 1/13/80 - 6 games<br><br>Top 12 after 12 games<br>Qualifying Totals <u>included</u> in Finals   | <b>FINALS</b><br>Eastland Bowl - 1/11/81 - 8 games<br>Eastland Bowl - 1/17/81 - 8 games<br>Eastland Bowl - 1/18/81 - 8 games<br>Top 12 after 18 games<br>Qualifying Totals <u>not included</u> in Finals   |
| <small>Twelve finalists bowl 12 head-to-head, 1-game matches with 30 bonus pins awarded for a match victory 15 for a tie. Champion determined by total pinfall plus bonus for all 24 games bowled.</small>  | <small>Twelve finalists bowl 12 head-to-head, 1-game matches with 30 bonus pins awarded for a match victory 15 for a tie. Champion determined by total pinfall plus bonus for all 24 games bowled.</small>  | <small>Twelve finalists bowl 12 head-to-head, 2-game matches with 30 bonus pins awarded for a match victory 15 for a tie. Champion determined by total pinfall plus bonus for the 24 match games.</small>  |
| <b>TOURNAMENT HIGHLIGHTS</b><br>Round 1 of the finals went to 66 & 70 champ Lee Smith with a 6-game block of 1415 (actual). Pat Malone trailed by 88 pins. Round 2 and the title went to Malone on the strength of 762 and 682 three-game sets for a round of 1444, a 240 average. Pat's dad, Buddy, captured the Qualifying title fueled by back-to-back games of 279-278 at North East. | <b>TOURNAMENT HIGHLIGHTS</b><br>Rick Heaverly started the 1980 Times-News in 3rd place after round 1 with a 6-game block of 1272. He moved up to 2nd following a second round block of 1383 at Frontier. A 5-win 1346-pin block was enough to vault Heaverly into the lead with one round to go. He came out of the blocks with 4 consecutive wins and ended with another 5 win day, this time on the strength of 1322 actual, easily outdistancing runner-up Bob Montgomery by 171 pins. | <b>TOURNAMENT HIGHLIGHTS</b><br>Rick Heaverly picked up right where he left off in 1980 by leading each of the 3 rounds of the qualifier. His 1452 6-game block in round 1 is a TN record. The qualifying totals were dropped and the 1981 Times-News became the property of Pat Malone. Although he lost his first match to a Marion Bartnik 300 he led after round 1 by 175 pins. He increased that margin to 269 pins after round 2 finally capturing his second title by an enormous 372 pins. |

 Represents a Times-News Title

 Represents a Qualifying Titles - \*Title in this year

(x) Number of times in the Finals

# Times-News Final Results by Year

| 🏏 1982 19 <sup>TH</sup> ANNUAL 🏏   |                        |        |       |       |       |       |
|--|------------------------|--------|-------|-------|-------|-------|
| 1  | VINNY ORLANDO 🏏(5)     | 7-5-0  | 3,686 | 1,240 | 1,379 | 6,515 |
| 2  | PAT MALONE 2🏏(5)       | 7-5-0  | 3,796 | 1,301 | 1,176 | 6,483 |
| 3  | *RON PALOMBI, JR. 🏏(2) | 5-6-1  | 3,853 | 1,268 | 1,154 | 6,440 |
| 4  | PHIL NORTON (2)        | 8-4-0  | 3,681 | 1,270 | 1,223 | 6,414 |
| 5  | TOM HICKEY 2🏏(9)       | 8-4-0  | 3,666 | 1,342 | 1,155 | 6,403 |
| 6  | RICK HEAVERLY 🏏2🏏(6)   | 8-4-0  | 3,687 | 1,263 | 1,152 | 6,342 |
| 7  | DAVID HEWETT (2)       | 7-4-1  | 3,690 | 1,225 | 1,174 | 6,314 |
| 8  | RON PALOMBI, SR. (4)   | 5-6-1  | 3,688 | 1,234 | 1,220 | 6,307 |
| 9  | JOHN MACKOWSKI (2)     | 5-7-0  | 3,642 | 1,242 | 1,168 | 6,202 |
| 10   | RAY SHERIDAN 2🏏(11)    | 2-9-1  | 3,768 | 1,184 | 1,077 | 6,164 |
| 11   | BUDDY MALONE 🏏(6)      | 4-8-0  | 3,661 | 1,122 | 1,075 | 5,978 |
| 12   | JOE LONG, JR. (1)      | 2-10-0 | 3,633 | 1,241 | 1,038 | 5,972 |
| AVERAGES   |                        |        | 205.8 | 207.4 | 194.3 | 203.8 |
| <b>QUALIFIER</b>   |                        |        |       |       |       |       |
| Perry Plaza Lanes - 1/3/82 - 6 games<br>Presque Isle Lanes - 1/9/82 - 6 games<br>71 Entries  |                        |        |       |       |       |       |
| <b>SEMI-FINALS</b>   |                        |        |       |       |       |       |
| Eastland Bowl - 1/10/82 - 6 games<br>Top 24 after 12 games   |                        |        |       |       |       |       |
| <b>FINALS</b>  |                        |        |       |       |       |       |
| Frontier Lanes - 1/16/82 - 6 games<br>Rolling Meadow Lanes - 1/17/82 - 6 games<br><br>Top 12 after 18 games<br>Qualifying Totals <u>included</u> in Finals   |                        |        |       |       |       |       |
| -----  |                        |        |       |       |       |       |
| Twelve finalists bowl 12 head-to-head, 1-game matches with 30 bonus pins awarded for a match victory 15 for a tie. Champion determined by total pinfall plus bonus for all 30 games bowled.  |                        |        |       |       |       |       |
| <b>TOURNAMENT HIGHLIGHTS</b>   |                        |        |       |       |       |       |
| The only important round was the final and that belonged to Orlando. On a day when the rest of the field averaged 191, Vinny averaged 229 and vaulted from 8th place to the title. It did not come easy, although besting Palombi in the final 223-214, Malone still could have captured the title heading into the 10th frame. In one of the closest TN's ever heading into the final Orlando led Palombi by 36, Malone (40), Norton (41), & Hickey (42). |                        |        |       |       |       |       |

| 🏏 1983 20 <sup>TH</sup> ANNUAL 🏏   |                         |       |       |       |       |       |
|--|-------------------------|-------|-------|-------|-------|-------|
| 1  | **RON PALOMBI, JR. 🏏(3) | 9-3-0 | 3,921 | 1,215 | 1,401 | 6,807 |
| 2  | PAT MALONE 2🏏(6)        | 8-4-0 | 3,867 | 1,283 | 1,222 | 6,612 |
| 3  | BOB MILLER (1)          | 9-3-0 | 3,707 | 1,267 | 1,344 | 6,588 |
| 4  | KEN JACOBS (2)          | 6-5-1 | 3,881 | 1,052 | 1,370 | 6,498 |
| 5  | VINNY ORLANDO 🏏(6)      | 7-5-0 | 3,731 | 1,087 | 1,338 | 6,366 |
| 6  | PHIL NORTON (3)         | 5-6-1 | 3,756 | 1,172 | 1,270 | 6,363 |
| 7  | JIM DELSANDRO (3)       | 6-6-0 | 3,772 | 1,187 | 1,193 | 6,332 |
| 8  | DAVE ZIMMERMAN 🏏(10)    | 6-6-0 | 3,663 | 1,214 | 1,175 | 6,232 |
| 9  | DAVID HEWETT (3)        | 4-8-0 | 3,752 | 1,101 | 1,201 | 6,174 |
| 10   | ROSS CARUANA, JR. (1)   | 4-8-0 | 3,756 | 1,123 | 1,167 | 6,166 |
| 11   | JOE LONG, JR. (2)       | 3-9-0 | 3,746 | 1,109 | 1,155 | 6,100 |
| 12   | DAVE MACKOWSKI, JR. (1) | 4-8-0 | 3,648 | 1,092 | 1,166 | 6,026 |
| AVERAGES   |                         |       | 209.3 | 193.1 | 208.4 | 205.8 |
| <b>QUALIFIER</b>   |                         |       |       |       |       |       |
| Frontier Lanes - 1/9/83 - 6 games<br>Presque Isle Lanes - 1/15/83 - 6 games<br>39 Entries  |                         |       |       |       |       |       |
| <b>SEMI-FINALS</b>   |                         |       |       |       |       |       |
| Lake City Lanes - 1/16/83 - 6 games<br>Top 24 after 12 games   |                         |       |       |       |       |       |
| <b>FINALS</b>  |                         |       |       |       |       |       |
| Suburban Lanes - 1/22/83 - 6 games<br>Greengarden Lanes - 1/23/83 - 6 games<br><br>Top 12 after 18 games<br>Qualifying Totals <u>included</u> in Finals  |                         |       |       |       |       |       |
| -----  |                         |       |       |       |       |       |
| Twelve finalists bowl 12 head-to-head, 1-game matches with 30 bonus pins awarded for a match victory 15 for a tie. Champion determined by total pinfall plus bonus for all 30 games bowled.  |                         |       |       |       |       |       |
| <b>TOURNAMENT HIGHLIGHTS</b>   |                         |       |       |       |       |       |
| The qualifying jinx finally comes to an end as Ron Palombi Jr. captures the qualifying title by 40 pins over Ken Jacobs and then rolls to the title at Greengarden Lanes with a 6-game block of 1401 in the final. Heading into the final round Palombi trailed Pat Malone by 44 pins but Malone could only manage 3 wins to Palombi's 5 and only 1222 actual. The final margin of victory for Palombi was 195 pins. |                         |       |       |       |       |       |



| 🏏 1984 21 <sup>ST</sup> ANNUAL 🏏   |                      |        |       |       |       |
|--|----------------------|--------|-------|-------|-------|
| 1  | TOM HICKEY 3🏏(10)    | 10-2-0 | 1,267 | 1,289 | 2,856 |
| 2  | JIM DELSANDRO (4)    | 8-4-0  | 1,160 | 1,348 | 2,748 |
| 3  | PAT MALONE 2🏏(7)     | 6-6-0  | 1,249 | 1,287 | 2,716 |
| 4  | DAVE FRACKOWIAK (3)  | 7-5-0  | 1,221 | 1,282 | 2,713 |
| 5  | RICK HEAVERLY 🏏2🏏(7) | 6-6-0  | 1,149 | 1,341 | 2,670 |
| 6  | RON PALOMBI, SR. (5) | 5-7-0  | 1,135 | 1,272 | 2,557 |
| 7  | TIM NICK (7)         | 6-6-0  | 1,142 | 1,227 | 2,549 |
| 8  | *DAVE SCHAEFFER 🏏(5) | 6-6-0  | 1,077 | 1,268 | 2,525 |
| 9  | TOM MADRIGALE (1)    | 5-7-0  | 1,122 | 1,200 | 2,472 |
| 10   | RAY SHERIDAN 2🏏(12)  | 5-7-0  | 1,229 | 1,073 | 2,452 |
| 11   | GEORGE KNITTEL (1)   | 4-8-0  | 1,093 | 1,212 | 2,425 |
| 12   | RICK KUPNIEWSKI (1)  | 4-8-0  | 1,183 | 1,104 | 2,407 |
| AVERAGES   |                      |        | 194.8 | 207.0 | 200.9 |
| <b>QUALIFIER</b>   |                      |        |       |       |       |
| North East Lanes - 1/6/84 - 5 games<br>Eastland Bowl - 1/7/84 - 5 games<br>54 Entries  |                      |        |       |       |       |
| <b>SEMI-FINALS</b>   |                      |        |       |       |       |
| None   |                      |        |       |       |       |
| <b>FINALS</b>  |                      |        |       |       |       |
| Perry Plaza Lanes - 1/13/84 - 6 games<br>Rolling Meadow Lanes - 1/14/84 - 6 games<br><br>Top 12 after 10 games<br>Qualifying Totals <u>not included</u> in Finals  |                      |        |       |       |       |
| -----  |                      |        |       |       |       |
| Twelve finalists bowl 12 head-to-head, 1-game matches with 30 bonus pins awarded for a match victory 15 for a tie. Champion determined by total pinfall plus bonus for all 12 games match games bowled.  |                      |        |       |       |       |
| <b>TOURNAMENT HIGHLIGHTS</b>   |                      |        |       |       |       |
| For the second year in a row a long-standing record was broken. Tom Hickey with previous titles in 1964 and 1968 became the first 3-time titlist. Hickey garnered the lead after the 5th game of round 1 (he led by 48 after that round) and never looked back finally besting Dave Frackowiak in the tournaments' final game. Incidentally all 3 of Hickey's titles came on Rolling Meadows turf. |                      |        |       |       |       |



🏏 Represents a Times-News Title



🏏 Represents a Qualifying Titles - \*Title in this year

(x) Number of times in the Finals

# Times-News Final Results by Year

|  <b>1985 22<sup>ND</sup> ANNUAL</b>   |                        |       |       |       |       |  |
|---|------------------------|-------|-------|-------|-------|--|
| 1   | ROSS CARUANA, JR. 🏆(2) | 9-3-0 | 1,179 | 1,349 | 2,798 |  |
| 2   | DAVE FRACKOWIAK (4)    | 4-8-0 | 1,205 | 1,351 | 2,676 |  |
| 3   | RICK KUPNIEWSKI (2)    | 6-6-0 | 1,283 | 1,190 | 2,653 |  |
| 3   | JOHN MACKOWSKI (3)     | 6-5-1 | 1,176 | 1,282 | 2,653 |  |
| 5   | *PAT MALONE 2 🏆🏆🏆 (8)  | 6-5-1 | 1,152 | 1,286 | 2,633 |  |
| 6   | STEVE WARREN (1)       | 9-3-0 | 1,091 | 1,202 | 2,563 |  |
| 7   | TOM GROH, JR. (2)      | 6-6-0 | 1,136 | 1,212 | 2,528 |  |
| 8   | ROB GRAZIANO (1)       | 7-5-0 | 1,084 | 1,230 | 2,524 |  |
| 9   | FRANK MILLER (1)       | 6-6-0 | 1,213 | 1,100 | 2,493 |  |
| 10  | DAVE ZIMMERMAN 🏆 (11)  | 4-7-1 | 1,143 | 1,176 | 2,454 |  |
| 11  | JIM DELSANDRO (5)      | 4-8-0 | 1,108 | 1,154 | 2,382 |  |
| 12  | GEORGE WARREN, JR. (2) | 3-8-1 | 1,025 | 1,124 | 2,254 |  |
| <b>AVERAGES</b>   |                        |       | 191.6 | 203.6 | 197.6 |  |
| <b>QUALIFIER</b>  |                        |       |       |       |       |  |
| Presque Isle Lanes - 1/5/85 - 5 games<br>Greengarden Lanes - 1/6/85 - 5 games<br>72 Entries   |                        |       |       |       |       |  |
| <b>FINALS</b>   |                        |       |       |       |       |  |
| Suburban Lanes - 1/12/85 - 6 games<br>Frontier Lanes - 1/13/85 - 6 games  |                        |       |       |       |       |  |
| Top 12 after 10 games<br>Qualifying Totals not included in Finals   |                        |       |       |       |       |  |
| -----   |                        |       |       |       |       |  |
| Twelve finalists bowl 12 head-to-head, 1-game matches with 30 bonus pins awarded for a match victory 15 for a tie. Champion determined by total pinfall plus bonus for all 12 games match games bowled.   |                        |       |       |       |       |  |
| <b>TOURNAMENT HIGHLIGHTS</b>  |                        |       |       |       |       |  |
| After round 1 of the finals Rick Kupniewski topped a day of difficult scoring (just 3 finalists averaged 200)with 1283 actual to lead John Mackowski by 92 pins. Round 2 brought an entirely different outcome. Kupniewski could not keep up the pace and watched as Ross Caruana, Jr. carved up the field with 6 match victories to go along with a pinfall of 1349. Caruana dumped Kupniewski 257 to 202 in the day's third game to take the lead. Dave Frackowiak who tossed a 300 in round 1 defeated Pat Malone in game 12 (242-234) to take runner-up honors. |                        |       |       |       |       |  |

|  <b>1986 23<sup>RD</sup> ANNUAL</b>   |                         |        |       |       |       |  |
|---|-------------------------|--------|-------|-------|-------|--|
| 1   | GEORGE WARREN, JR. 🏆(3) | 7-5-0  | 1,141 | 1,288 | 2,639 |  |
| 2   | TOM HICKEY 3 🏆(11)      | 8-3-1  | 1,086 | 1,200 | 2,541 |  |
| 3   | *PAT MALONE 2 🏆🏆🏆 (9)   | 9-3-0  | 1,109 | 1,147 | 2,526 |  |
| 4   | KEN JACOBS (3)          | 7-5-0  | 1,159 | 1,099 | 2,468 |  |
| 5   | VINNY ORLANDO 🏆(7)      | 5-7-0  | 1,122 | 1,171 | 2,443 |  |
| 6   | BEAVER CLARK (1)        | 6-6-0  | 1,094 | 1,165 | 2,439 |  |
| 7   | BOB KANE, JR. (1)       | 6-5-1  | 1,036 | 1,152 | 2,383 |  |
| 8   | BUDDY MALONE 🏆 (7)      | 5-7-0  | 1,096 | 1,115 | 2,361 |  |
| 9   | RICK BERLIN (1)         | 8-4-0  | 1,030 | 1,036 | 2,306 |  |
| 10  | KEVIN RAPCHICK (1)      | 4-8-0  | 1,063 | 1,073 | 2,256 |  |
| 11  | STEVE WARREN (2)        | 4-8-0  | 1,077 | 1,053 | 2,250 |  |
| 12  | RALPH TOLAND, JR. (1)   | 2-10-0 | 1,019 | 1,048 | 2,127 |  |
| <b>AVERAGES</b>   |                         |        | 181.0 | 188.2 | 184.6 |  |
| <b>QUALIFIER</b>  |                         |        |       |       |       |  |
| Rolling Meadow Lanes - 1/4/86 - 5 games<br>Lake City Lanes - 1/5/86 - 5 games<br>93 Entries   |                         |        |       |       |       |  |
| <b>FINALS</b>   |                         |        |       |       |       |  |
| Perry Plaza Lanes - 1/11/86 - 6 games<br>Eastland Bowl - 1/12/86 - 6 games  |                         |        |       |       |       |  |
| Top 12 after 10 games<br>Qualifying Totals not included in Finals   |                         |        |       |       |       |  |
| -----   |                         |        |       |       |       |  |
| Twelve finalists bowl 12 head-to-head, 1-game matches with 30 bonus pins awarded for a match victory 15 for a tie. Champion determined by total pinfall plus bonus for all 12 games match games bowled.   |                         |        |       |       |       |  |
| <b>TOURNAMENT HIGHLIGHTS</b>  |                         |        |       |       |       |  |
| It was the lowest scoring finals' round in tournament history as only 1 6-game block over 1200 was shot. Warren never led the tournament until the completion of the 12th game. He trailed Pat Malone by 15 pins heading to the position round defeating Malone 230 to 132. Hickey's 205-186 final game victory was enough for him to sneak into second. Warren's victory makes him the first lefthanded Times-News Open champion, Jim Vaughn's runner-up in 1997 had been the best previous finish by a lefty. |                         |        |       |       |       |  |



|  <b>1987 24<sup>TH</sup> ANNUAL</b>    |                         |       |       |       |       |  |
|--|-------------------------|-------|-------|-------|-------|--|
| 1  | KEN BERLIN, JR. 🏆(1)    | 8-4-0 | 1,272 | 1,397 | 2,909 |  |
| 2  | BOB KANE, JR. (2)       | 9-3-0 | 1,259 | 1,302 | 2,831 |  |
| 3  | BOB LEARN, JR. (1)      | 9-3-0 | 1,283 | 1,252 | 2,805 |  |
| 4  | FRANK MILLER (2)        | 6-6-0 | 1,351 | 1,191 | 2,722 |  |
| 5  | BOB MILLER (2)          | 6-6-0 | 1,260 | 1,235 | 2,675 |  |
| 6  | GEORGE WARREN, JR. 🏆(4) | 5-7-0 | 1,250 | 1,217 | 2,617 |  |
| 7  | GEORGE KNITTEL (2)      | 5-7-0 | 1,268 | 1,190 | 2,608 |  |
| 8  | *PAT MALONE 2 🏆🏆🏆 (10)  | 4-7-1 | 1,277 | 1,181 | 2,593 |  |
| 9  | ROSS CARUANA, JR. 🏆(3)  | 5-7-0 | 1,271 | 1,158 | 2,579 |  |
| 10   | JOHN MACKOWSKI (4)      | 3-9-0 | 1,250 | 1,166 | 2,506 |  |
| 11   | RICK KUPNIEWSKI (3)     | 5-6-1 | 1,147 | 1,176 | 2,488 |  |
| 12   | JOHN KAISER (1)         | 6-6-0 | 1,122 | 1,168 | 2,470 |  |
| <b>AVERAGES</b>  |                         |       | 208.5 | 203.2 | 205.9 |  |
| <b>QUALIFIER</b>   |                         |       |       |       |       |  |
| North East Lanes - 1/3/87 - 5 games<br>Greengarden Lanes - 1/4/87 - 5 games<br>86 Entries  |                         |       |       |       |       |  |
| <b>FINALS</b>  |                         |       |       |       |       |  |
| Eastway Lanes - 1/10/87 - 6 games<br>Eastway Lanes - 1/11/87 - 6 games   |                         |       |       |       |       |  |
| Top 12 after 10 games<br>Qualifying Totals not included in Finals  |                         |       |       |       |       |  |
| -----  |                         |       |       |       |       |  |
| Twelve finalists bowl 12 head-to-head, 1-game matches with 30 bonus pins awarded for a match victory 15 for a tie. Champion determined by total pinfall plus bonus for all 12 games match games bowled.  |                         |       |       |       |       |  |
| <b>TOURNAMENT HIGHLIGHTS</b>   |                         |       |       |       |       |  |
| The 24th Annual Times-News Open began with Pat Malone capturing his 3rd consecutive qualifying title by 10 pins over 1985 Champ Ross Caruana, Jr. The finals, conducted all at Eastway Lanes, featured some pretty good scoring and Berlin (as George Warren did last year) never saw the lead until after the tournament's final game. He put himself into contention after an opening 3-win 3-game block of 740. Heading into the position round he trailed Bob Kane, Jr. by 24 pins but claimed the title on the strength of a 239-167 match victory over Kane. |                         |       |       |       |       |  |



🏆 Represents a Times-News Title



🏆 Represents a Qualifying Titles - \*Title in this year

(x) Number of times in the Finals

# Times-News Final Results by Year

|  <b>1988 25<sup>TH</sup> ANNUAL</b>   |                        |        |       |       |       |
|---|------------------------|--------|-------|-------|-------|
| 1   | BOB LEARN, JR. 🏹(2)    | 8-4-0  | 1,448 | 1,371 | 3,059 |
| 2   | PAT MALONE 2🏹3🏹 (11)   | 9-3-0  | 1,328 | 1,377 | 2,975 |
| 3   | RICK FERRETTI (1)      | 10-2-0 | 1,232 | 1,378 | 2,910 |
| 4   | JOHN MACKOWSKI (5)     | 7-5-0  | 1,383 | 1,287 | 2,880 |
| 5   | ROSS CARUANA, JR. 🏹(4) | 5-7-0  | 1,390 | 1,247 | 2,787 |
| 6   | VINNY ORLANDO 2🏹(8)    | 6-6-0  | 1,262 | 1,312 | 2,754 |
| 7   | RICK KUPNIEWSKI (4)    | 7-5-0  | 1,374 | 1,147 | 2,731 |
| 8   | JOE KWEDER 🏹(2)        | 6-6-0  | 1,213 | 1,302 | 2,695 |
| 9   | *BOB AUSTIN 🏹(1)       | 4-8-0  | 1,148 | 1,330 | 2,598 |
| 10  | FRANK MILLER (3)       | 6-6-0  | 1,130 | 1,243 | 2,553 |
| 11  | BRIAN MYERS (1)        | 1-11-0 | 1,040 | 1,174 | 2,244 |
| 12  | MIKE WRIGHT (1)        | 3-9-0  | 1,006 | 1,053 | 2,149 |
| <b>AVERAGES</b>   |                        |        | 207.7 | 211.4 | 209.5 |
| <b>QUALIFIER</b>  |                        |        |       |       |       |
| Suburban Lanes - 1/2/88 - 5 games<br>Frontier Lanes - 1/3/85 - 5 games<br>96 Entries  |                        |        |       |       |       |
| <b>FINALS</b>   |                        |        |       |       |       |
| Presque Isle Lanes - 1/9/88 - 6 games<br>Rolling Meadow Lanes - 1/10/88 - 6 games<br>Top 12 after 10 games<br>Qualifying Totals not included in Finals  |                        |        |       |       |       |
| -----   |                        |        |       |       |       |
| Twelve finalists bowl 12 head-to-head, 1-game matches with 30 bonus pins awarded for a match victory 15 for a tie. Champion determined by total pinfall plus bonus for all 12 games match games bowled.   |                        |        |       |       |       |
| <b>TOURNAMENT HIGHLIGHTS</b>  |                        |        |       |       |       |
| The finals belonged to Bob Learn, Jr. He started with a 154-pin victory (284-130) over Mike Wright and literally never looked back. He followed that up with games of 279 and 251 for a record 814 3-game series...throwing strikes on 30 of 34 shots. He began day 2 268-226-217 to lengthen his lead before Malone's 259 in game 15 trimmed the lead to 156. Even Malone's final game triumph over Learn 239-197 still left the champ 84 pins out in front. |                        |        |       |       |       |

|  <b>1989 26<sup>TH</sup> ANNUAL</b>   |                          |        |       |       |       |
|---|--------------------------|--------|-------|-------|-------|
| 1   | CHUCK TUZYNSKI, SR. 🏹(1) | 10-6-0 | 1,757 | 1,853 | 3,910 |
| 2   | PAT MALONE 2🏹3🏹 (12)     | 12-4-0 | 1,786 | 1,752 | 3,898 |
| 3   | DAVE MACKOWSKI, JR. (2)  | 13-3-0 | 1,658 | 1,678 | 3,726 |
| 4   | *BOB KANE, JR. 🏹(3)      | 10-6-0 | 1,690 | 1,708 | 3,698 |
| 5   | JOHN MACKOWSKI (6)       | 12-4-0 | 1,650 | 1,595 | 3,605 |
| 6   | MIKE WRIGHT (2)          | 8-8-0  | 1,708 | 1,641 | 3,589 |
| 7   | FRANK MILLER (4)         | 8-8-0  | 1,673 | 1,656 | 3,569 |
| 8   | DAVE BILLE (1)           | 8-8-0  | 1,589 | 1,577 | 3,406 |
| 9   | MIKE LAUGHLIN 🏹(3)       | 8-8-0  | 1,476 | 1,637 | 3,353 |
| 10  | VINNY RIVAS (1)          | 7-9-0  | 1,602 | 1,509 | 3,321 |
| 11  | JOHN MILLER (1)          | 7-9-0  | 1,533 | 1,541 | 3,284 |
| 12  | BEAVER CLARK (2)         | 8-8-0  | 1,472 | 1,563 | 3,275 |
| 13  | BRUCE BAUR (1)           | 7-9-0  | 1,594 | 1,465 | 3,269 |
| 14  | CHUCK STEWART (1)        | 4-12-0 | 1,475 | 1,414 | 3,009 |
| 15  | LARRY BERTOLO (1)        | 3-13-0 | 1,481 | 1,369 | 2,940 |
| 16  | MIKE HENRY (1)           | 3-13-0 | 1,458 | 1,355 | 2,903 |
| <b>AVERAGES</b>   |                          |        | 200.0 | 197.8 | 198.9 |
| <b>QUALIFIER</b>  |                          |        |       |       |       |
| Eastland Bowl - 1/8/89 - 5 games<br>Perry Plaza Lanes - 1/9/85 - 5 games<br>102 Entries   |                          |        |       |       |       |
| <b>FINALS</b>   |                          |        |       |       |       |
| Lake City Lanes - 1/15/89 - 8 games<br>Greengarden Lanes - 1/16/89 - 8 games<br>Top 16 after 10 games<br>Qualifying Totals not included in Finals   |                          |        |       |       |       |
| -----   |                          |        |       |       |       |
| Sixteen finalists bowl 16 head-to-head, 1-game matches with 30 bonus pins awarded for a match victory 15 for a tie. Champion determined by total pinfall plus bonus for all 16 games match games bowled.  |                          |        |       |       |       |
| <b>TOURNAMENT HIGHLIGHTS</b>  |                          |        |       |       |       |
| Where 1988 was a blow-out, 1989 was tight, extremely tight. Round 1 did little to separate the field but the final round belonged to the day's top shooters, Chuck Tuzynski and Pat Malone. Tuzynski passed Malone after game 12 and widened the lead with a 287 in game 14. Malone came back with 257 in game 15 to cut the lead down to 52 and looked to be headed for the title until a 10th frame open dashed his chances, Tuzynski prevailed by 12 pins. |                          |        |       |       |       |











|  <b>1990 27<sup>TH</sup> ANNUAL</b>   |                          |        |       |       |       |
|---|--------------------------|--------|-------|-------|-------|
| 1   | *PAT MALONE 3🏹4🏹 (13)    | 11-5-0 | 1,669 | 1,855 | 3,854 |
| 2   | BRUCE BAUR (2)           | 12-4-0 | 1,644 | 1,810 | 3,814 |
| 3   | BOB KEMPF (1)            | 11-5-0 | 1,619 | 1,753 | 3,702 |
| 4   | CHUCK TUZYNSKI, SR. 🏹(2) | 9-7-0  | 1,675 | 1,674 | 3,619 |
| 5   | RICK KUPNIEWSKI (5)      | 9-7-0  | 1,673 | 1,641 | 3,584 |
| 6   | ROGER SAURWEIN (1)       | 7-8-1  | 1,881 | 1,448 | 3,554 |
| 7   | KEN JACOBS (4)           | 7-9-0  | 1,589 | 1,685 | 3,484 |
| 8   | STEVE WARREN (3)         | 7-9-0  | 1,613 | 1,651 | 3,474 |
| 9   | ROSS CARUANA, JR. 🏹(5)   | 9-7-0  | 1,539 | 1,663 | 3,472 |
| 10  | BOB KANE, JR. (4)        | 8-8-0  | 1,513 | 1,649 | 3,402 |
| 11  | DAVE DIAS (1)            | 7-9-0  | 1,625 | 1,549 | 3,384 |
| 12  | JEFF BADACH (1)          | 8-8-0  | 1,533 | 1,565 | 3,338 |
| 13  | DAN MACKOWSKI, SR. (1)   | 7-9-0  | 1,628 | 1,440 | 3,278 |
| 14  | JOHN WEINDORF (1)        | 5-10-1 | 1,598 | 1,429 | 3,192 |
| 15  | GEORGE KNITTEL (3)       | 5-11-0 | 1,567 | 1,468 | 3,185 |
| 16  | RALPH FARRELL (1)        | 5-11-0 | 1,550 | 1,268 | 2,968 |
| <b>AVERAGES</b>   |                          |        | 202.5 | 199.6 | 201.0 |
| <b>QUALIFIER</b>  |                          |        |       |       |       |
| Eastway Lanes - 1/6/90 - 5 games<br>Presque Isle Lanes - 1/7/90 - 5 games<br>120 Entries  |                          |        |       |       |       |
| <b>FINALS</b>   |                          |        |       |       |       |
| Frontier Lanes - 1/13/90 - 8 games<br>North East Lanes - 1/14/90 - 8 games<br>Top 16 after 10 games<br>Qualifying Totals not included in Finals   |                          |        |       |       |       |
| -----   |                          |        |       |       |       |
| Sixteen finalists bowl 16 head-to-head, 1-game matches with 30 bonus pins awarded for a match victory 15 for a tie. Champion determined by total pinfall plus bonus for all 16 games match games bowled.  |                          |        |       |       |       |
| <b>TOURNAMENT HIGHLIGHTS</b>  |                          |        |       |       |       |
| Another runaway was in the making as Roger Saurwein mounted an enormous 257 pin lead at the half-way point, but just 3 games into day 2(277-227-239 by Bruce Baur) the lead vanished and Roger settled for 6th. Baur and Malone were deadlocked after 13 games when Baur went 236-242 for 2 wins while Malone scored 249-211 and only won once. This left Baur with a 48 pin lead but Malone "struck" early in the position round (6 of the first 7) and the deal was sealed when Baur opened (splits) in the 8th and 10th. |                          |        |       |       |       |











🏹 Represents a Times-News Title












🏹 Represents a Qualifying Titles - \*Title in this year

(x) Number of times in the Finals


# Times-News Final Results by Year

|  <b>1991 28<sup>TH</sup> ANNUAL</b>    |  |        |       |       |       |  |
|--|--|--------|-------|-------|-------|--|
| 1  | RON PALOMBI, JR. 2  2  4 | 12-4-0 | 1,791 | 1,847 | 3,998 |  |
| 2  | BOB LEARN, JR.  (3)   | 13-3-0 | 1,705 | 1,849 | 3,944 |  |
| 3  | ANGE DeSANTIS (1)  | 10-6-0 | 1,760 | 1,640 | 3,700 |  |
| 4  | MARK WATTLE  (1)  | 10-5-1 | 1,682 | 1,618 | 3,615 |  |
| 5  | *BOB KANE, JR.  (5)   | 11-5-0 | 1,611 | 1,646 | 3,587 |  |
| 6  | PAT MALONE 3  4  (14)    | 8-8-0  | 1,601 | 1,635 | 3,476 |  |
| 7  | STEVE MACKOWSKI (1)  | 9-7-0  | 1,691 | 1,464 | 3,425 |  |
| 8  | STEVE BENKE (1)  | 6-10-0 | 1,599 | 1,609 | 3,388 |  |
| 9  | JOHN MACKOWSKI (7)   | 6-10-0 | 1,669 | 1,527 | 3,376 |  |
| 10   | STEVE WARREN (4)   | 7-9-0  | 1,582 | 1,541 | 3,333 |  |
| 11   | DAVE MACKOWSKI, JR. (3)  | 8-8-0  | 1,555 | 1,517 | 3,312 |  |
| 12   | GEORGE KNITTEL (4)   | 7-9-0  | 1,566 | 1,490 | 3,266 |  |
| 13   | DARROLD HOBSON (1)   | 7-8-1  | 1,587 | 1,437 | 3,249 |  |
| 14   | RICH MOCZULSKI (1)   | 5-11-0 | 1,510 | 1,547 | 3,207 |  |
| 15   | KEN BERLIN, JR.  (2)  | 4-12-0 | 1,598 | 1,442 | 3,160 |  |
| 16   | BRUCE KELLER (1)   | 4-12-0 | 1,405 | 1,473 | 2,998 |  |
| AVERAGES   |  |        | 202.4 | 197.5 | 200.0 |  |
| <b>QUALIFIER</b>   |  |        |       |       |       |  |
| Greengarden Lanes - 12/29/90 - 5 games<br>Rolling Meadow Lanes - 12/30/90 - 5 games<br>118 Entries   |  |        |       |       |       |  |
| <b>FINALS</b>  |  |        |       |       |       |  |
| Suburban Lanes - 1/6/91 - 8 games<br>Eastland Bowl - 1/7/91 - 8 games<br>Top 16 after 10 games<br>Qualifying Totals not included in Finals   |  |        |       |       |       |  |
| <small>Sixteen finalists bowl 16 head-to-head, 1-game matches with 30 bonus pins awarded for a match victory 15 for a tie. Champion determined by total pinfall plus bonus for all 16 games match games bowled.</small>  |  |        |       |       |       |  |
| <b>TOURNAMENT HIGHLIGHTS</b>   |  |        |       |       |       |  |
| It was Ron Palombi's first TN since winning in 1983, it was Bob Learn's first since his 1988 win. Palombi lead after day one, Learn was 116 back. Learn closed to 6 pins after game 12 but a 280 in game 13 by Palombi put him comfortably ahead. Learn made it exciting by strining the first 10 for a 289 in the final but Palombi was up to the challenge with a 254 of his own and a 54 pin victory. |  |        |       |       |       |  |

|  <b>1992 29<sup>TH</sup> ANNUAL</b>    |  |        |       |       |       |  |
|--|--|--------|-------|-------|-------|--|
| 1  | VINNY ORLANDO 2  (9)  | 14-2-0 | 1,628 | 1,715 | 3,763 |  |
| 2  | ROSS CARUANA, JR.  (6)  | 13-3-0 | 1,693 | 1,637 | 3,720 |  |
| 3  | *RON PALOMBI, JR. 2  3  (5) | 12-4-0 | 1,563 | 1,795 | 3,718 |  |
| 4  | BOB KANE, JR.  (6)  | 8-8-0  | 1,612 | 1,692 | 3,544 |  |
| 5  | PAT MALONE 3  4  (15)       | 7-9-0  | 1,670 | 1,628 | 3,508 |  |
| 6  | CHUCK TUZYNSKI, SR.  (3)  | 7-9-0  | 1,494 | 1,775 | 3,479 |  |
| 7  | ALAN LANE (1)  | 8-7-1  | 1,605 | 1,556 | 3,416 |  |
| 8  | STEVE WARREN (5)   | 8-7-1  | 1,683 | 1,477 | 3,415 |  |
| 9  | BEAVER CLARK (3)   | 8-8-0  | 1,529 | 1,610 | 3,379 |  |
| 10   | GREG BERLIN (1)  | 7-8-1  | 1,435 | 1,644 | 3,304 |  |
| 11   | TOM HICKEY 3  (12)  | 7-9-0  | 1,502 | 1,537 | 3,249 |  |
| 12   | STEVE BENKE (2)  | 7-9-0  | 1,426 | 1,593 | 3,229 |  |
| 13   | RON BELL (1)   | 7-8-1  | 1,448 | 1,528 | 3,201 |  |
| 14   | KEVIN RAPCHICK (2)   | 5-11-0 | 1,341 | 1,478 | 2,969 |  |
| 15   | TROY TAYLOR (1)  | 4-12-0 | 1,310 | 1,465 | 2,895 |  |
| 16   | MIKE WRIGHT (3)  | 4-12-0 | 1,339 | 1,391 | 2,850 |  |
| AVERAGES   |  |        | 189.7 | 199.4 | 194.5 |  |
| <b>QUALIFIER</b>   |  |        |       |       |       |  |
| Lake City Lanes - 12/28/91 - 5 games<br>North East Lanes - 12/29/91 - 5 games<br>110 Entries   |  |        |       |       |       |  |
| <b>FINALS</b>  |  |        |       |       |       |  |
| Perry Plaza Lanes - 1/5/92 - 8 games<br>Eastland Bowl - 1/6/92 - 8 games<br>Top 16 after 10 games<br>Qualifying Totals not included in Finals  |  |        |       |       |       |  |
| <small>Sixteen finalists bowl 16 head-to-head, 1-game matches with 30 bonus pins awarded for a match victory 15 for a tie. Champion determined by total pinfall plus bonus for all 16 games match games bowled.</small>  |  |        |       |       |       |  |
| <b>TOURNAMENT HIGHLIGHTS</b>   |  |        |       |       |       |  |
| It was a true match game victory for Vinny Orlando winning 7 of 8 matches each day. Vinnie found the top spot for the first time following game 12, a lead he would never relenquish. Entering the position round Palombi and Caruana found themselves tied, 83 pins back. They both forged game 16 wins but Caruana's 215 left him 2 pins ahead of Palombi for runner-up. |  |        |       |       |       |  |











|  <b>1993 30<sup>TH</sup> ANNUAL</b>    |  |        |       |       |       |  |
|--|--|--------|-------|-------|-------|--|
| 1  | GEORGE WARREN, JR. 2  (5)   | 11-5-0 | 1,994 | 1,682 | 4,006 |  |
| 2  | TIM LAUGHLIN (1)   | 13-2-1 | 1,807 | 1,698 | 3,910 |  |
| 3  | PAT MALONE 3  4  (16)      | 13-3-0 | 1,885 | 1,626 | 3,901 |  |
| 4  | *BOB LEARN, JR.   (4)      | 9-7-0  | 1,952 | 1,628 | 3,850 |  |
| 5  | BOB KANE, JR.  (7)  | 9-6-1  | 1,841 | 1,646 | 3,772 |  |
| 6  | DAVE BILLE (2)   | 10-6-0 | 1,772 | 1,687 | 3,759 |  |
| 7  | DENNIS McLAUGHLIN (1)  | 8-8-0  | 1,630 | 1,776 | 3,646 |  |
| 8  | TOM GROH, JR. (3)  | 8-8-0  | 1,789 | 1,576 | 3,605 |  |
| 9  | STEVE WARREN (6)   | 8-8-0  | 1,704 | 1,610 | 3,554 |  |
| 10   | MARK WATTLE  (2)  | 6-10-0 | 1,840 | 1,496 | 3,516 |  |
| 11   | RON PALOMBI, JR. 2  2  (6) | 5-11-0 | 1,703 | 1,643 | 3,496 |  |
| 12   | GEORGE KNITTEL (5)   | 7-9-0  | 1,732 | 1,510 | 3,452 |  |
| 13   | BARRY REICHEL (1)  | 5-10-1 | 1,637 | 1,545 | 3,347 |  |
| 14   | MIKE WRIGHT (4)  | 5-10-1 | 1,621 | 1,555 | 3,341 |  |
| 15   | GREG BERLIN (2)  | 4-12-0 | 1,562 | 1,489 | 3,171 |  |
| 16   | LEONARD MIGLACCIO (1)  | 5-11-0 | 1,578 | 1,405 | 3,133 |  |
| AVERAGES   |  |        | 219.1 | 199.8 | 209.4 |  |
| <b>QUALIFIER</b>   |  |        |       |       |       |  |
| Eastland Bowl - 12/26/92 - 5 games<br>Frontier Lanes - 12/27/92 - 5 games<br>98 Entries  |  |        |       |       |       |  |
| <b>FINALS</b>  |  |        |       |       |       |  |
| Rolling Meadow Lanes - 1/4/93 - 8 games<br>Greengarden Lanes - 1/5/93 - 8 games<br>Top 16 after 10 games<br>Qualifying Totals not included in Finals   |  |        |       |       |       |  |
| <small>Sixteen finalists bowl 16 head-to-head, 1-game matches with 30 bonus pins awarded for a match victory 15 for a tie. Champion determined by total pinfall plus bonus for all 16 games match games bowled.</small>  |  |        |       |       |       |  |
| <b>TOURNAMENT HIGHLIGHTS</b>   |  |        |       |       |       |  |
| This tournament featured one of the wackiest finishes ever. Entering the final game Malone lead Laughlin by 27, Warren by 39 and Learn by 62. Game 16 was all GW Jr. rolling 10 consecutive strikes for a 286 while Learn managed just 183, Laughlin 178, and Malone 172. The 2-time defending champion Palombi snuck into the finals in the 16th and final spot and was never a factor, finishing 11th. |  |        |       |       |       |  |








 Represents a Times-News Title








 Represents a Qualifying Titles - \*Title in this year


(x) Number of times in the Finals


# Times-News Final Results by Year

|  <b>1994 31<sup>ST</sup> ANNUAL</b>    |  |        |       |       |       |
|--|--|--------|-------|-------|-------|
| 1  | RON PALOMBI, JR. 3  3  (7) | 12-4-0 | 1,809 | 1,831 | 4,000 |
| 2  | *BRYAN TUTEN 2  (4)   | 11-5-0 | 1,692 | 1,822 | 3,844 |
| 3  | FRANK MILLER (5)   | 10-5-1 | 1,892 | 1,607 | 3,814 |
| 4  | PAT MALONE 3  4  (17)      | 9-7-0  | 1,814 | 1,722 | 3,806 |
| 5  | RON LYTLE (1)  | 10-6-0 | 1,718 | 1,642 | 3,660 |
| 6  | JOHN MACKOWSKI (8)   | 9-7-0  | 1,721 | 1,529 | 3,520 |
| 7  | GREG EBNER (1)   | 9-6-1  | 1,650 | 1,572 | 3,507 |
| 8  | GEORGE WARREN, JR. 2  (6)   | 8-6-2  | 1,621 | 1,591 | 3,482 |
| 9  | CHUCK TUZYNSKI, SR.  (4)  | 8-7-1  | 1,589 | 1,637 | 3,481 |
| 10   | GEORGE KNITTEL (6)   | 6-10-0 | 1,702 | 1,586 | 3,468 |
| 11   | ROSS CARUANA, JR.  (7)  | 7-9-0  | 1,642 | 1,580 | 3,432 |
| 12   | DAN MACKOWSKI, SR. (2)   | 6-10-0 | 1,732 | 1,483 | 3,395 |
| 13   | KEN VAUGHN (1)   | 7-9-0  | 1,422 | 1,580 | 3,212 |
| 14   | MARK HOOKS (1)   | 3-12-1 | 1,633 | 1,371 | 3,109 |
| 15   | GREG COLLINS (1)   | 5-11-0 | 1,320 | 1,528 | 2,998 |
| 16   | DOUG ALEXANDER (1)   | 5-11-0 | 1,331 | 1,427 | 2,908 |
| AVERAGES   |  |        | 205.4 | 199.3 | 202.3 |
| <b>QUALIFIER</b>   |  |        |       |       |       |
| Eastway Lanes - 12/4/93 - 5 games<br>Suburban Lanes - 12/5/93 - 5 games<br>144 Entries   |  |        |       |       |       |
| <b>FINALS</b>  |  |        |       |       |       |
| Lake City Lanes - 12/11/93 - 8 games<br>Presque Isle Lanes - 12/12/93 - 8 games<br>Top 16 after 10 games<br>Qualifying Totals not included in Finals   |  |        |       |       |       |
| <small>Sixteen finalists bowl 16 head-to-head, 1-game matches with 30 bonus pins awarded for a match victory 15 for a tie. Champion determined by total pinfall plus bonus for all 16 games match games bowled.</small>  |  |        |       |       |       |
| <b>TOURNAMENT HIGHLIGHTS</b>   |  |        |       |       |       |
| <small>Palombi once again looked to be a non-factor until unleashing a 300-233 finish in the qualifier to take the 15th spot. Frank Miller posted a 108-pin day one lead but could not match Palombi who grabbed the lead by defeating Miller 285-247 in game 14. Palombi followed up with a 268 and cruised to the title by 156 pins. On the "strange side" Ken Vaughn lost the lowest scoring match on record 126-146 to Doug Alexander in game 9. He followed up the next game with a 300-259 victory over Pat Malone, this is the highest scoring match in tournament history.</small> |  |        |       |       |       |

|  <b>1995 32<sup>ND</sup> ANNUAL</b>    |  |        |       |       |       |
|--|--|--------|-------|-------|-------|
| 1  | *RON PALOMBI, JR. 4  4  (8) | 12-4-0 | 1,705 | 1,853 | 3,918 |
| 2  | FRANK MILLER (6)   | 11-5-0 | 1,803 | 1,723 | 3,851 |
| 3  | GEORGE WARREN, JR. 2  (7)  | 12-4-0 | 1,782 | 1,628 | 3,770 |
| 4  | RAY HUGGINS (1)  | 8-8-0  | 1,649 | 1,807 | 3,696 |
| 5  | BEAVER CLARK (4)   | 9-6-1  | 1,677 | 1,684 | 3,646 |
| 6  | JOHN HOWLAND (1)   | 9-7-0  | 1,743 | 1,627 | 3,640 |
| 7  | TONY BRUNO (1)   | 8-8-0  | 1,758 | 1,624 | 3,622 |
| 8  | VINNY ORLANDO 2  (10)   | 9-6-1  | 1,670 | 1,666 | 3,621 |
| 9  | ROSS CARUANA, JR.  (8)   | 7-9-0  | 1,583 | 1,808 | 3,601 |
| 10   | TERRY UPPERMAN (1)   | 7-9-0  | 1,815 | 1,555 | 3,580 |
| 11   | DAVID WARREN (1)   | 8-8-0  | 1,658 | 1,619 | 3,517 |
| 12   | GREG EBNER (2)   | 8-8-0  | 1,610 | 1,613 | 3,463 |
| 13   | DENNIS YOCHIM, JR. (1)   | 7-9-0  | 1,566 | 1,609 | 3,385 |
| 14   | PAT ROUGEUX (1)  | 3-13-0 | 1,540 | 1,526 | 3,156 |
| 15   | DAVE MACKOWSKI, JR. (4)  | 3-12-1 | 1,572 | 1,406 | 3,083 |
| 16   | KEN VAUGHN (2)   | 5-10-1 | 1,502 | 1,405 | 3,072 |
| AVERAGES   |  |        | 208.1 | 204.3 | 206.2 |
| <b>QUALIFIER</b>   |  |        |       |       |       |
| Greengarden Lanes - 12/3/94 - 5 games<br>Rolling Meadow Lanes - 12/4/94 - 5 games<br>143 Entries   |  |        |       |       |       |
| <b>FINALS</b>  |  |        |       |       |       |
| Eastland Bowl - 12/10/94 - 8 games<br>North East Lanes - 12/11/94 - 8 games<br>Top 16 after 10 games<br>Qualifying Totals not included in Finals   |  |        |       |       |       |
| <small>Sixteen finalists bowl 16 head-to-head, 1-game matches with 30 bonus pins awarded for a match victory 15 for a tie. Champion determined by total pinfall plus bonus for all 16 games match games bowled.</small>  |  |        |       |       |       |
| <b>TOURNAMENT HIGHLIGHTS</b>   |  |        |       |       |       |
| <small>This year it was a fast start for Palombi, a 17-pin victory over Caruana for the qualifying title, his 4th. Frank Miller, as in '94, grabbed the lead after round one, 75 pins over Tony Bruno. Some impressive wins (268-248-237) put Palombi in the lead thru 14 but Miller bounced back to garner a 1-pin lead heading to the final match. This would be the second consecutive Palombi-Miller final and, like in '94, had the same result ... Palombi prevailed 248-215 for his record 4th title.</small> |  |        |       |       |       |












|  <b>1996 33<sup>RD</sup> ANNUAL</b>   |   |        |       |       |       |
|---|---|--------|-------|-------|-------|
| 1   | RUSS SNYDER  (2)   | 13-3-0 | 1,828 | 1,907 | 4,125 |
| 2   | GEORGE WARREN, JR. 2  (8)  | 12-4-0 | 1,770 | 1,957 | 4,087 |
| 3   | RALPH TOLAND, JR. (2)   | 11-5-0 | 1,706 | 1,887 | 3,923 |
| 4   | FUZZY GRAHAM (1)  | 10-6-0 | 1,844 | 1,753 | 3,897 |
| 4   | TOM GROH, JR. (4)   | 11-5-0 | 1,900 | 1,667 | 3,897 |
| 6   | CHUCK GRAZIANO (1)  | 9-7-0  | 1,888 | 1,700 | 3,858 |
| 7   | *CHUCK SCHOMMER  (1)   | 7-9-0  | 1,754 | 1,827 | 3,791 |
| 8   | RON LYTLE (2)   | 10-6-0 | 1,512 | 1,974 | 3,786 |
| 9   | DENNIS YOCHIM, JR. (2)  | 7-9-0  | 1,609 | 1,813 | 3,632 |
| 10  | PAT MALONE 3  4  (18) | 8-8-0  | 1,711 | 1,653 | 3,604 |
| 11  | DON STANYARD (1)  | 7-9-0  | 1,692 | 1,680 | 3,582 |
| 12  | LEO FRAWLEY (1)   | 6-10-0 | 1,602 | 1,737 | 3,519 |
| 13  | JON STANYARD (1)  | 6-10-0 | 1,632 | 1,656 | 3,468 |
| 14  | GREGG BERTOVIC (1)  | 4-12-0 | 1,466 | 1,775 | 3,361 |
| 15  | JOHN FERRETTI (1)   | 4-12-0 | 1,519 | 1,650 | 3,289 |
| 16  | MIKE ORMSBEE (1)  | 3-13-0 | 1,575 | 1,588 | 3,253 |
| AVERAGES  |   |        | 211.0 | 220.5 | 215.8 |
| <b>QUALIFIER</b>  |   |        |       |       |       |
| Presque Isle Lanes - 12/2/95 - 5 games<br>Lake City Lanes - 12/3/95 - 5 games<br>167 Entries  |   |        |       |       |       |
| <b>FINALS</b>   |   |        |       |       |       |
| Suburban Lanes - 12/9/95 - 8 games<br>Eastway Lanes - 12/10/95 - 8 games<br>Top 16 after 10 games<br>Qualifying Totals not included in Finals   |   |        |       |       |       |
| <small>Sixteen finalists bowl 16 head-to-head, 1-game matches with 30 bonus pins awarded for a match victory 15 for a tie. Champion determined by total pinfall plus bonus for all 16 games match games bowled.</small>   |   |        |       |       |       |
| <b>TOURNAMENT HIGHLIGHTS</b>  |   |        |       |       |       |
| <small>The charge started earlier, 7 days to be exact. Russ Snyder was down and out after 6 games of the qualifier but bounced back in a big way (242-258-237-242) to grab a finalist spot by 24 pins. Day 1 was all lefties (Groh, Graziano, Snyder and Warren) occupying 1-2-3-5. Snyder jumped from 3rd to 1st after game 9 before Warren moved ahead after games 14 and 15. Snyder, however, would reverse Warren's 13-pin lead with a 225-204 match game victory .</small> |   |        |       |       |       |






 Represents a Times-News Title












 Represents a Qualifying Titles - \*Title in this year

(x) Number of times in the Finals


# Times-News Final Results by Year

|  <b>1997 34<sup>TH</sup> ANNUAL</b>    |  |        |              |              |              |
|--|--|--------|--------------|--------------|--------------|
| 1  | MIKE MACHUGA  (1)   | 12-4-0 | 1,993        | 1,745        | <b>4,098</b> |
| 2  | RON PALOMBI, JR. 4   (9) | 11-5-0 | 1,845        | 1,874        | <b>4,049</b> |
| 3  | PAT MALONE 3   (19)      | 9-7-0  | 1,854        | 1,844        | <b>3,968</b> |
| 4  | JOHN MACKOWSKI (9)   | 11-5-0 | 1,889        | 1,682        | <b>3,901</b> |
| 5  | TOM GROH, JR. (5)  | 8-7-1  | 1,841        | 1,768        | <b>3,864</b> |
| 6  | MARK HOOKS (2)   | 5-11-0 | 1,858        | 1,656        | <b>3,664</b> |
| 6  | BRYAN TUTEN 2  (5)  | 8-7-1  | 1,766        | 1,643        | <b>3,664</b> |
| 8  | FUZZY GRAHAM (2)   | 9-7-0  | 1,763        | 1,605        | <b>3,638</b> |
| 9  | PAT ROUGEUX (2)  | 8-8-0  | 1,657        | 1,699        | <b>3,596</b> |
| 10   | TOM KAYE (1)   | 7-9-0  | 1,864        | 1,501        | <b>3,575</b> |
| 11   | CHUCK TUZYNSKI, SR.  (5)  | 6-9-1  | 1,623        | 1,726        | <b>3,544</b> |
| 12   | DAVE BILLE (3)   | 9-7-0  | 1,663        | 1,569        | <b>3,502</b> |
| 13   | *TOM LYTLE  (1)   | 6-10-0 | 1,730        | 1,575        | <b>3,485</b> |
| 14   | BRUCE BAUR (3)   | 6-10-0 | 1,726        | 1,578        | <b>3,484</b> |
| 15   | CHUCK SCHOMMER  (2)   | 5-10-1 | 1,622        | 1,681        | <b>3,468</b> |
| 16   | BOB SIRAK (1)  | 6-10-0 | 1,655        | 1,540        | <b>3,375</b> |
| <b>AVERAGES</b>  |  |        | <b>221.5</b> | <b>208.5</b> | <b>215.0</b> |
| <b>QUALIFIER</b>   |  |        |              |              |              |
| North East Lanes - 12/7/96 - 5 games<br>Eastland Bowl - 12/8/96 - 5 games<br>135 Entries   |  |        |              |              |              |
| <b>FINALS</b>  |  |        |              |              |              |
| Rolling Meadow Lanes - 12/14/96 - 8 games<br>Classic Lanes - 12/15/96 - 8 games<br>Top 16 after 10 games<br>Qualifying Totals not included in Finals   |  |        |              |              |              |
| <small>Sixteen finalists bowl 16 head-to-head, 1-game matches with 30 bonus pins awarded for a match victory 15 for a tie. Champion determined by total pinfall plus bonus for all 16 games match games bowled.</small>  |  |        |              |              |              |
| <b>TOURNAMENT HIGHLIGHTS</b>   |  |        |              |              |              |
| Mike Machuga lead after 15 of the 16 games of the finals (3rd after game 2) doing so with some pretty impressive talent. Day 1 was all about scoring. Machuga beat Hooks 300-224 in game 3. Not to be outdone Hooks turned the trick on Bob Sirak 300-210 in game 4. To show it really wasn't his day Sirak took it on the chin again in game 5 300-247 against Tom Groh. Palombi, who was second to Machuga after every game of day 2 would come as close as 10 and 15 after games 12 and 13 but Machuga withstood the assault. |  |        |              |              |              |

|  <b>1998 35<sup>TH</sup> ANNUAL</b>    |   |        |              |              |              |
|--|---|--------|--------------|--------------|--------------|
| 1  | LEE EIGHMY, JR.  (1)       | 11-5-0 | 1,862        | 1,727        | <b>3,919</b> |
| 2  | GEORGE WARREN, JR. 2  (9) | 10-6-0 | 1,622        | 1,917        | <b>3,839</b> |
| 3  | DAVE BILLE (4)  | 9-7-0  | 1,777        | 1,767        | <b>3,814</b> |
| 4  | BRUCE BAUR (4)  | 8-8-0  | 1,678        | 1,863        | <b>3,781</b> |
| 5  | FUZZY GRAHAM (3)  | 10-6-0 | 1,720        | 1,748        | <b>3,768</b> |
| 6  | FRANK MILLER (7)  | 11-4-1 | 1,678        | 1,712        | <b>3,735</b> |
| 7  | *STEVE WARREN  (7)         | 9-6-1  | 1,761        | 1,672        | <b>3,718</b> |
| 8  | TROY SCHWAB (1)   | 5-11-0 | 1,801        | 1,635        | <b>3,586</b> |
| 9  | BRYAN TUTEN (6)   | 5-11-0 | 1,761        | 1,630        | <b>3,541</b> |
| 10   | GREG BERLIN (3)   | 8-7-1  | 1,693        | 1,572        | <b>3,520</b> |
| 11   | RALPH FARRELL (2)   | 9-6-1  | 1,603        | 1,626        | <b>3,514</b> |
| 12   | PAT ROUGEUX (3)   | 6-10-0 | 1,633        | 1,633        | <b>3,446</b> |
| 13   | DAN MACKOWSKI, SR. (3)  | 7-9-0  | 1,593        | 1,642        | <b>3,445</b> |
| 14   | DENNIS YOCHIM, JR. (3)  | 5-11-0 | 1,600        | 1,666        | <b>3,416</b> |
| 15   | CORY BITHELL (1)  | 7-9-0  | 1,539        | 1,624        | <b>3,373</b> |
| 16   | GREG COLLINS (2)  | 6-10-0 | 1,767        | 1,333        | <b>3,280</b> |
| <b>AVERAGES</b>  |   |        | <b>211.6</b> | <b>209.1</b> | <b>210.4</b> |
| <b>QUALIFIER</b>   |   |        |              |              |              |
| Suburban Lanes - 12/13/97 - 5 games<br>Eastway Lanes - 12/14/97 - 5 games<br>142 Entries   |   |        |              |              |              |
| <b>FINALS</b>  |   |        |              |              |              |
| Lake City Lanes - 12/20/97 - 8 games<br>Greengarden Lanes - 12/21/97 - 8 games<br>Top 16 after 10 games<br>Qualifying Totals not included in Finals  |   |        |              |              |              |
| <small>Sixteen finalists bowl 16 head-to-head, 1-game matches with 30 bonus pins awarded for a match victory 15 for a tie. Champion determined by total pinfall plus bonus for all 16 games match games bowled.</small>  |   |        |              |              |              |
| <b>TOURNAMENT HIGHLIGHTS</b>   |   |        |              |              |              |
| For first-time Times-News participant Lee Eighmy, Jr. the 1998 tournament might have seemed like somewhat of a walk in the park. Believe me, the road to the title is never easy. Eighmy's lowest position was 5th after game 4. A 259 in game 5 moved him to 2nd. His drive to the top was only altered twice, after Greg Collins' 288 in game 6 and a scant 6-pin advantage by Fuzzy Graham after game 12. The 35th TN finally concluded with Eighmy besting George Warren by 80 pins. |   |        |              |              |              |










|  <b>1999 36<sup>TH</sup> ANNUAL</b>    |   |        |              |              |              |
|--|---|--------|--------------|--------------|--------------|
| 1  | RON PALOMBI, JR. 5   (10) | 12-4-0 | 1,814        | 1,842        | <b>4,016</b> |
| 2  | PAT MALONE 3   (20)       | 12-3-1 | 1,697        | 1,846        | <b>3,918</b> |
| 3  | MIKE MACHUGA  (2)  | 9-7-0  | 1,814        | 1,785        | <b>3,869</b> |
| 4  | *CHUCK SCHOMMER 2  (3)   | 10-6-0 | 1,741        | 1,666        | <b>3,707</b> |
| 5  | TOM LYTLE  (2)   | 8-8-0  | 1,700        | 1,723        | <b>3,663</b> |
| 6  | ROSS CARUANA, JR.  (9)   | 7-9-0  | 1,698        | 1,751        | <b>3,659</b> |
| 7  | TOM GROH, JR. (6)   | 9-7-0  | 1,637        | 1,681        | <b>3,588</b> |
| 8  | CHUCK DuSHOLE (1)   | 10-6-0 | 1,590        | 1,664        | <b>3,554</b> |
| 9  | DAN MACKOWSKI, SR. (4)  | 9-7-0  | 1,598        | 1,669        | <b>3,537</b> |
| 10   | BEAVER CLARK (5)  | 6-10-0 | 1,459        | 1,737        | <b>3,376</b> |
| 11   | TOM NICK (1)  | 6-10-0 | 1,501        | 1,658        | <b>3,339</b> |
| 12   | STEVE WARREN  (8)  | 8-8-0  | 1,452        | 1,645        | <b>3,337</b> |
| 13   | TOM PETROFF (1)   | 4-11-1 | 1,506        | 1,656        | <b>3,297</b> |
| 14   | DENNIS YOCHIM, JR. (4)  | 7-9-0  | 1,451        | 1,607        | <b>3,268</b> |
| 15   | CHUCK HEWETT (1)  | 5-11-0 | 1,538        | 1,459        | <b>3,147</b> |
| 16   | BARRY GOODWIN (1)   | 5-11-0 | 1,505        | 1,421        | <b>3,076</b> |
| <b>AVERAGES</b>  |   |        | <b>200.8</b> | <b>209.5</b> | <b>205.1</b> |
| <b>QUALIFIER</b>   |   |        |              |              |              |
| Classic Lanes - 12/5/98 - 5 games<br>Rolling Meadow Lanes - 12/27/98 - 5 games<br>126 Entries  |   |        |              |              |              |
| <b>FINALS</b>  |   |        |              |              |              |
| North East Lanes - 12/12/98 - 8 games<br>Eastland Bowl - 12/13/98 - 8 games<br>Top 16 after 10 games<br>Qualifying Totals not included in Finals   |   |        |              |              |              |
| <small>Sixteen finalists bowl 16 head-to-head, 1-game matches with 30 bonus pins awarded for a match victory 15 for a tie. Champion determined by total pinfall plus bonus for all 16 games match games bowled.</small>  |   |        |              |              |              |
| <b>TOURNAMENT HIGHLIGHTS</b>   |   |        |              |              |              |
| Once again it was a scoring year. It started in the Qualifier with Chuck Schommer breaking the 10-game qualifying record with 2,506. Scoring remained high in the finals as eventual champion Ron Palombi, Jr. averaged 228.5 for the 16 match games. The tournament was reasonably close until Palombi recorded a perfect 300 in the 14th game to increase his lead to 79. He upped it to 100 after 15 and won by 98. It was Palombi's 5th TN title while runner-up Pat Malone recorded his 5th runner-up finish. |   |        |              |              |              |











 Represents a Times-News Title













 Represents a Qualifying Titles - \*Title in this year

(x) Number of times in the Finals


# Times-News Final Results by Year

|  <b>2000 37<sup>TH</sup> ANNUAL</b>   |        |              |              |              |  |
|---|--------|--------------|--------------|--------------|--|
| 1 *LEE EIGHMY, JR. 2   (2)  | 11-5-0 | 1,940        | 1,800        | <b>4,070</b> |  |
| 2 MIKE SHADY (1)  | 10-6-0 | 1,737        | 1,943        | <b>3,980</b> |  |
| 3 FUZZY GRAHAM (4)  | 12-3-1 | 1,790        | 1,759        | <b>3,924</b> |  |
| 4 PAT MALONE 3  4  (21)   | 8-5-1  | 1,848        | 1,813        | <b>3,916</b> |  |
| 5 MARK HOOKS (3)  | 9-7-0  | 1,854        | 1,764        | <b>3,888</b> |  |
| 6 STEVE WARREN  (9)  | 10-6-0 | 1,946        | 1,612        | <b>3,858</b> |  |
| 7 GEORGE WARREN, JR. 2  (10)   | 8-8-0  | 1,789        | 1,809        | <b>3,838</b> |  |
| 8 DAVE BILLE (5)  | 9-7-0  | 1,824        | 1,723        | <b>3,817</b> |  |
| 9 TOM LYTLE  (3)   | 8-8-0  | 1,696        | 1,797        | <b>3,733</b> |  |
| 10 TIM SITEK (1)  | 8-8-0  | 1,767        | 1,677        | <b>3,684</b> |  |
| 11 RUSS SNYDER  (3)  | 6-9-1  | 1,726        | 1,733        | <b>3,654</b> |  |
| 12 TOM PETROFF (2)  | 5-11-0 | 1,865        | 1,625        | <b>3,640</b> |  |
| 13 JOHN FERRETTI (2)  | 7-9-0  | 1,766        | 1,648        | <b>3,624</b> |  |
| 14 DAVID WARREN (2)   | 5-10-1 | 1,638        | 1,773        | <b>3,576</b> |  |
| 15 TODD BALKO  (1)   | 5-11-0 | 1,546        | 1,770        | <b>3,466</b> |  |
| 16 TOM NICK (2)   | 5-11-0 | 1,544        | 1,712        | <b>3,406</b> |  |
| <b>AVERAGES</b>   |        | <b>220.9</b> | <b>218.4</b> | <b>219.7</b> |  |
| <b>QUALIFIER</b>  |        |              |              |              |  |
| Lake City Lanes - 1/8/00 - 5 games<br>Greengarden Lanes - 1/9/00 - 5 games<br>126 Entries   |        |              |              |              |  |
| <b>FINALS</b>   |        |              |              |              |  |
| Westway Lanes - 1/15/00 - 8 games<br>Eastway Lanes - 1/16/00 - 8 games<br>Top 16 after 10 games<br>Qualifying Totals not included in Finals   |        |              |              |              |  |
| <small>Sixteen finalists bowl 16 head-to-head, 1-game matches with 30 bonus pins awarded for a match victory 15 for a tie. Champion determined by total pinfall plus bonus for all 16 games match games bowled.</small>   |        |              |              |              |  |
| <b>TOURNAMENT HIGHLIGHTS</b>  |        |              |              |              |  |
| Lee Eighthmy quickly shook off his poor qualifying round performance from 1999. He won the qualifier and went on to carve up the field of finalists in an orderly fashion. He was never positioned lower than 4th(game 2) but, unlike 1998, lead only the last 3 games. Day 1 belonged to Steve Warren but Eighthmy was only 6 pins behind. It was Eighthmy, Graham and S Warren who held 1-2-3 for the first 6 games of day 2. 237 in game 14 provided Eighthmy with his first lead, 257 in no. 15 provided security and 227 in the final finished it off. |        |              |              |              |  |

|  <b>2001 38<sup>TH</sup> ANNUAL</b>    |        |              |              |              |  |
|--|--------|--------------|--------------|--------------|--|
| 1 *STEVE BENKE   (3)   | 12-3-1 | 1,898        | 1,753        | <b>4,026</b> |  |
| 2 CHUCK SCHOMMER 2  (4)   | 11-4-1 | 1,859        | 1,653        | <b>3,857</b> |  |
| 3 LEE EIGHMY, JR. 2   (3)  | 10-6-0 | 1,819        | 1,703        | <b>3,822</b> |  |
| 4 PAT MALONE 3  4  (22)  | 8-7-1  | 1,782        | 1,774        | <b>3,811</b> |  |
| 5 ROD SILMAN, SR. (1)  | 8-8-0  | 1,779        | 1,767        | <b>3,786</b> |  |
| 6 ROSS CARUANA, JR.  (10)   | 10-6-0 | 1,719        | 1,673        | <b>3,692</b> |  |
| 7 JOHN FERRETTI (3)  | 9-7-0  | 1,808        | 1,585        | <b>3,663</b> |  |
| 8 RAY HUGGINS (2)  | 6-10-0 | 1,741        | 1,697        | <b>3,618</b> |  |
| 9 CORY BITHELL (2)   | 9-6-1  | 1,755        | 1,549        | <b>3,589</b> |  |
| 10 TOM KAYE (2)  | 8-8-0  | 1,672        | 1,622        | <b>3,534</b> |  |
| 11 JIM LABODA (1)  | 7-9-0  | 1,716        | 1,553        | <b>3,479</b> |  |
| 12 MARK HOOKS (4)  | 7-9-0  | 1,659        | 1,594        | <b>3,463</b> |  |
| 13 DAVID WARREN (3)  | 7-9-0  | 1,646        | 1,574        | <b>3,430</b> |  |
| 14 BOB SIRAK (2)   | 4-12-0 | 1,675        | 1,615        | <b>3,410</b> |  |
| 15 DENNIS YOCHIM, JR. (5)  | 6-10-0 | 1,662        | 1,416        | <b>3,258</b> |  |
| 16 GREG COLLINS (3)  | 4-12-0 | 1,495        | 1,492        | <b>3,107</b> |  |
| <b>AVERAGES</b>  |        | <b>216.3</b> | <b>203.3</b> | <b>209.8</b> |  |
| <b>QUALIFIER</b>   |        |              |              |              |  |
| North East Lanes - 1/6/01 - 5 games<br>Eastland Bowl - 1/7/01 - 5 games<br>112 Entries   |        |              |              |              |  |
| <b>FINALS</b>  |        |              |              |              |  |
| Classic Lanes - 1/13/01 - 8 games<br>Rolling Meadow Lanes - 1/14/01 - 8 games<br>Top 16 after 10 games<br>Qualifying Totals not included in Finals   |        |              |              |              |  |
| <small>Sixteen finalists bowl 16 head-to-head, 1-game matches with 30 bonus pins awarded for a match victory 15 for a tie. Champion determined by total pinfall plus bonus for all 16 games match games bowled.</small>  |        |              |              |              |  |
| <b>TOURNAMENT HIGHLIGHTS</b>   |        |              |              |              |  |
| The entire tournament belonged to Steve Benke. He rolled the tournament's high game, 299, in the final qualifying game to pace the qualifier. He took the lead in the finals after the 4th game and held it to the finish. His smallest lead was 26 after game 10 but after following up with 277 and 258 his lead widened to 178 pins which he maintained to the end, winning by 169. |        |              |              |              |  |



|  <b>2002 39<sup>TH</sup> ANNUAL</b>    |        |              |              |              |  |
|--|--------|--------------|--------------|--------------|--|
| 1 *MIKE SHADY   (3)  | 12-4-0 | 1,962        | 1,855        | <b>4,177</b> |  |
| 2 BRETT REARICK (1)  | 11-5-0 | 1,874        | 1,830        | <b>4,034</b> |  |
| 3 GEORGE WARREN, JR. 2  (11)  | 11-5-0 | 1,718        | 1,866        | <b>3,914</b> |  |
| 4 PAT MALONE 3  4  (23)  | 11-4-1 | 1,690        | 1,759        | <b>3,794</b> |  |
| 5 TOM GAGE (1)   | 8-8-0  | 1,630        | 1,889        | <b>3,759</b> |  |
| 6 CHUCK SCHOMMER 2  (5)   | 7-9-0  | 1,694        | 1,849        | <b>3,753</b> |  |
| 7 CHUCK JOYCE (1)  | 10-6-0 | 1,648        | 1,775        | <b>3,723</b> |  |
| 8 MARK HOOKS (5)   | 10-6-0 | 1,736        | 1,564        | <b>3,600</b> |  |
| 9 CHUCK TUZYNSKI, SR.  (7)  | 7-9-0  | 1,718        | 1,624        | <b>3,552</b> |  |
| 10 STEVE BENKE   (4)   | 7-9-0  | 1,780        | 1,470        | <b>3,460</b> |  |
| 11 TOM KAYE (3)  | 6-10-0 | 1,638        | 1,640        | <b>3,458</b> |  |
| 12 STEVE WARREN  (10)   | 8-8-0  | 1,665        | 1,453        | <b>3,358</b> |  |
| 13 DAVE WHITE (1)  | 6-10-0 | 1,442        | 1,648        | <b>3,270</b> |  |
| 14 JERRY RANOWIECKI (1)  | 5-11-1 | 1,419        | 1,513        | <b>3,097</b> |  |
| 15 ROD SILMAN, SR. (2)   | 5-11-0 | 1,651        | 1,288        | <b>3,089</b> |  |
| 16 DAVE BILLE (6)  | 3-13-0 | 1,517        | 1,427        | <b>3,034</b> |  |
| <b>AVERAGES</b>  |        | <b>209.2</b> | <b>206.6</b> | <b>207.9</b> |  |
| <b>QUALIFIER</b>   |        |              |              |              |  |
| Westway Lanes - 1/5/02 - 5 games<br>Eastway Lanes - 1/6/02 - 5 games<br>116 Entries  |        |              |              |              |  |
| <b>FINALS</b>  |        |              |              |              |  |
| Lake City Lanes - 1/12/02 - 8 games<br>Greengarden Lanes - 1/13/02 - 8 games<br>Top 16 after 10 games<br>Qualifying Totals not included in Finals  |        |              |              |              |  |
| <small>Sixteen finalists bowl 16 head-to-head, 1-game matches with 30 bonus pins awarded for a match victory 15 for a tie. Champion determined by total pinfall plus bonus for all 16 games match games bowled.</small>  |        |              |              |              |  |
| <b>TOURNAMENT HIGHLIGHTS</b>   |        |              |              |              |  |
| Mike started the finals with 10 strikes en route to a 289-238 match win over Chuck Schommer and, although he led for 15 of the 16 games, the tournament remained relatively close. Brett Rearick, who was the only other bowler to lead during the finals, he led by 19 pins after a 279 in game 6. In the final analysis, Mike finished with the highest average ever in the finals, 238.6 and with the highest average for the tournament's 26 games with 238.3. Rearick held second for 14 of the 16 games of the finals. |        |              |              |              |  |



 Represents a Times-News Title



 Represents a Qualifying Titles - \*Title in this year

(x) No. of Finals  Roll-of for 16th spot

# Times-News Final Results by Year

|  <b>2003 40<sup>TH</sup> ANNUAL</b>   |                               |        |              |              |              |
|---|-------------------------------|--------|--------------|--------------|--------------|
| 1   | *MIKE SHADY 2 ♣ 2 ♣ (3)       | 11-5-0 | 1,913        | 1,701        | <b>3,944</b> |
| 2   | RON PALOMBI, JR. 5 ♣ 4 ♣ (11) | 12-4-0 | 1,885        | 1,645        | <b>3,890</b> |
| 3   | STEVE WARREN ♣ (11)           | 10-6-0 | 1,776        | 1,645        | <b>3,721</b> |
| 4   | FUZZY GRAHAM (5)              | 9-6-1  | 1,740        | 1,631        | <b>3,656</b> |
| 5   | STEVE BENKE ♣ ♣ (5)           | 8-8-0  | 1,825        | 1,589        | <b>3,654</b> |
| 6   | LEE EIGHMY, JR. 2 ♣ ♣ (4)     | 8-8-0  | 1,888        | 1,518        | <b>3,646</b> |
| 7   | TOM LYTLE ♣ (4)               | 11-5-0 | 1,764        | 1,453        | <b>3,547</b> |
| 8   | BRUCE BAUR (5)                | 8-6-2  | 1,706        | 1,537        | <b>3,513</b> |
| 9   | CHUCK SCHOMMER 3 ♣ (6)        | 7-9-0  | 1,758        | 1,516        | <b>3,484</b> |
| 10  | FRANK NALEPA (1)              | 9-7-0  | 1,728        | 1,477        | <b>3,475</b> |
| 11  | RYAN LARICCIA (1)             | 7-8-1  | 1,764        | 1,441        | <b>3,430</b> |
| 12  | GREGORY UTEGG (1)             | 5-11-0 | 1,627        | 1,541        | <b>3,318</b> |
| 13  | DAVID WARREN (4)              | 7-9-0  | 1,586        | 1,488        | <b>3,284</b> |
| 14  | CHRIS MOFFETT (1)             | 5-11-0 | 1,716        | 1,406        | <b>3,272</b> |
| 15  | JOHN GERACI, JR. (1)          | 6-10-0 | 1,580        | 1,491        | <b>3,251</b> |
| 16  | JIM ARBLE (1)                 | 3-13-0 | 1,501        | 1,386        | <b>2,977</b> |
| <b>AVERAGES</b>   |                               |        | <b>216.9</b> | <b>191.1</b> | <b>204.0</b> |
| <b>QUALIFIER</b>  |                               |        |              |              |              |
| Rolling Meadow Lanes - 1/4/03 - 5 games<br>Classic Lanes - 1/5/03 - 5 games<br>120 Entries  |                               |        |              |              |              |
| <b>FINALS</b>   |                               |        |              |              |              |
| North East Lanes - 1/11/03 - 8 games<br>Eastland Bowl - 1/12/03 - 8 games<br>Top 16 after 10 games<br>Qualifying Totals not included in Finals  |                               |        |              |              |              |
| -----   |                               |        |              |              |              |
| Sixteen finalists bowl 16 head-to-head, 1-game matches with 30 bonus pins awarded for a match victory 15 for a tie. Champion determined by total pinfall plus bonus for all 16 games match games bowled.  |                               |        |              |              |              |
| <b>TOURNAMENT HIGHLIGHTS</b>  |                               |        |              |              |              |
| Mike Shady led after both rounds of the qualifier extending is string of leads to 6 (he lead after all 4 rounds last year). Round 1 of the finals was hotly contested by 3 past champs, Shady, Ron Palombi, Jr. and Lee Eighmy, Jr. they occupied the top 3 spots in every game except the first where Steve Benke was 3rd and Eighmy 5th. Palombi ended the day with a 32 pin lead over Shady and 57 over Eighmy. The finals move to Eastland for round 2 and the final 8 games were conducted on a "sport" condition. Shady would overtake Palombi with a 256 in game 10 as the two remained 1-2 for the rest of the round. Palombi cut the lead to 19 after game 15 but lost his match and 30 important bonus pins to Chris Moffett 198-197. The final match saw, Palombi finally needing a double in the 10th to apply some pressure. He got one but not two and Shady completed the 193-188 victory with a strike and a spare in the 10th. |                               |        |              |              |              |

|  <b>2004 41<sup>ST</sup> ANNUAL</b>   |                               |        |              |              |              |
|---|-------------------------------|--------|--------------|--------------|--------------|
| 1   | MIKE SHADY 3 ♣ 2 ♣ (4)        | 12-4-0 | 1,844        | 1,932        | <b>4,136</b> |
| 2   | *CHUCK SCHOMMER 3 ♣ (7)       | 9-7-0  | 1,877        | 1,941        | <b>4,088</b> |
| 3   | LEE EIGHMY, JR. 2 ♣ ♣ (5)     | 10-6-0 | 1,828        | 1,865        | <b>3,993</b> |
| 4   | BRETT REARICK (2)             | 13-3-0 | 1,723        | 1,848        | <b>3,961</b> |
| 5   | RON PALOMBI, JR. 5 ♣ 4 ♣ (12) | 10-6-0 | 1,702        | 1,897        | <b>3,899</b> |
| 6   | DAN MACKOWSKI, SR. (5)        | 8-7-1  | 1,778        | 1,818        | <b>3,851</b> |
| 7   | JOHN GERACI, JR. (2)          | 6-9-1  | 1,689        | 1,792        | <b>3,676</b> |
| 8   | MARK HOOKS (6)                | 7-9-0  | 1,768        | 1,691        | <b>3,669</b> |
| 9   | STEVE BENKE ♣ ♣ (6)           | 9-7-0  | 1,655        | 1,737        | <b>3,662</b> |
| 10  | SCOTT IRWIN (1)               | 9-7-0  | 1,576        | 1,795        | <b>3,641</b> |
| 11  | TOM GROH, JR. (7)             | 8-8-0  | 1,776        | 1,619        | <b>3,635</b> |
| 12  | KEN VAUGHN (3)                | 6-10-0 | 1,566        | 1,825        | <b>3,571</b> |
| 13  | FRANK NALEPA (2)              | 5-11-0 | 1,615        | 1,690        | <b>3,455</b> |
| 14  | PAUL MARNELLA (1)             | 6-10-0 | 1,604        | 1,621        | <b>3,405</b> |
| 15  | LARRY BERTOLO (2)             | 4-12-0 | 1,583        | 1,701        | <b>3,404</b> |
| 16  | RYAN LARICCIA (2)             | 5-11-0 | 1,662        | 1,574        | <b>3,386</b> |
| <b>AVERAGES</b>   |                               |        | <b>212.9</b> | <b>221.5</b> | <b>217.2</b> |
| <b>QUALIFIER</b>  |                               |        |              |              |              |
| Greengarden Lanes - 1/3/04 - 5 games<br>Lake City Lanes - 1/4/04 - 5 games<br>120 Entries   |                               |        |              |              |              |
| <b>FINALS</b>   |                               |        |              |              |              |
| Westway Lanes - 1/10/04 - 8 games<br>Eastway Lanes - 1/11/04 - 8 games<br>Top 16 after 10 games<br>Qualifying Totals not included in Finals   |                               |        |              |              |              |
| -----   |                               |        |              |              |              |
| Sixteen finalists bowl 16 head-to-head, 1-game matches with 30 bonus pins awarded for a match victory 15 for a tie. Champion determined by total pinfall plus bonus for all 16 games match games bowled.  |                               |        |              |              |              |
| <b>TOURNAMENT HIGHLIGHTS</b>  |                               |        |              |              |              |
| Chuck Schommer captured his third qualifying crown by just 4 pins over 2-time defending champion, Mike Shady. Round 1 of the finals also belonged to Schommer who finished as the round 1 leader and was near or on top all afternoon. Then, even though he started round 2 with 267-259, Shady began the round with 258 and 289 and 2 wins to draw within 12 pins. The two would continue to battle throughout the afternoon with Schommer leading after all but the 13 game leading into the position round. His largest lead was 73 pins after a 300 in game 14. Shady drew back within 22 as he was victorious with a 244 in game 15 while Schommer lost some valuable bonus pins with a 223-236 loss to Scott Irwin. That set the stage for the final match which dead even until Schommer missed a one-pin spare in the 8th. Shady went on to the title with a 266-226 final match victory. The title was Shady's third in-a-row. |                               |        |              |              |              |















|  <b>2005 42<sup>ND</sup> ANNUAL</b>   |                              |        |              |              |              |
|---|------------------------------|--------|--------------|--------------|--------------|
| 1   | PAT MALONE 4 ♣ 4 ♣ (24)      | 12-4-0 | 1,860        | 1,891        | <b>4,111</b> |
| 2   | TOM LYTLE ♣ (5)              | 11-5-0 | 1,875        | 1,905        | <b>4,110</b> |
| 3   | *LEE EIGHMY, JR. 2 ♣ 2 ♣ (6) | 9-6-1  | 1,951        | 1,741        | <b>3,977</b> |
| 4   | BRUCE BAUR (6)               | 9-7-0  | 1,820        | 1,760        | <b>3,850</b> |
| 5   | DAVE WHITE (2)               | 9-7-0  | 1,756        | 1,812        | <b>3,838</b> |
| 6   | CHRIS MOFFETT (2)            | 10-6-0 | 1,807        | 1,690        | <b>3,797</b> |
| 7   | CORY BITHELL (3)             | 8-7-1  | 1,850        | 1,683        | <b>3,788</b> |
| 8   | CHUCK SCHOMMER 3 ♣ (8)       | 10-6-0 | 1,781        | 1,667        | <b>3,748</b> |
| 9   | CAIN HICKEY (1)              | 10-6-0 | 1,755        | 1,638        | <b>3,693</b> |
| 10  | FRANK NALEPA (3)             | 7-9-0  | 1,730        | 1,732        | <b>3,672</b> |
| 11  | JOHN GERACI, JR. (3)         | 5-11-0 | 1,653        | 1,679        | <b>3,482</b> |
| 12  | SHELLY FERRETTI (1)          | 6-10-0 | 1,585        | 1,687        | <b>3,452</b> |
| 13  | GREGORY UTEGG (2)            | 7-9-0  | 1,721        | 1,494        | <b>3,425</b> |
| 14  | TOM DiMATTIO (1)             | 4-12-0 | 1,553        | 1,649        | <b>3,322</b> |
| 15  | CHRIS PIGANELLI (1)          | 5-11-0 | 1,707        | 1,398        | <b>3,255</b> |
| 16  | MIKE KOMOREK (1)             | 5-11-0 | 1,558        | 1,472        | <b>3,180</b> |
| <b>AVERAGES</b>   |                              |        | <b>218.5</b> | <b>210.1</b> |              |
| <b>QUALIFIER</b>  |                              |        |              |              |              |
| North East Lanes - 1/8/05 - 5 games<br>Eastland Bowl - 1/9/05 - 5 games<br>124 Entries  |                              |        |              |              |              |
| <b>FINALS</b>   |                              |        |              |              |              |
| Classic Lanes - 1/15/05 - 8 games<br>Rolling Meadow Lanes - 1/16/05 - 8 games<br>Top 16 after 10 games<br>Qualifying Totals not included in Finals  |                              |        |              |              |              |
| -----   |                              |        |              |              |              |
| Sixteen finalists bowl 16 head-to-head, 1-game matches with 30 bonus pins awarded for a match victory 15 for a tie. Champion determined by total pinfall plus bonus for all 16 games match games bowled.  |                              |        |              |              |              |
| <b>TOURNAMENT HIGHLIGHTS</b>  |                              |        |              |              |              |
| Lee Eighmy, Jr. captured his second qualifying crown with a score of 2,342 and a 61-pin victory over first round leader Bruce Baur. Tom Lytle began the finals on a hot streak with opening games of 279-255-224-246. He led through 5 games before Eighmy captured the lead, a lead he would hold at the end of the day, Pat Malone held second. With Eighmy off to a slow start and Malone red hot, 279-267-267 in games 10-12, Malone not only took the lead but widened it. Tom Lytle was, however, rolling along and with a 15th game victory coupled with Malone's loss, the lead was but to 63 pins. Lytle's miss of a 7 pin in the 5th seemed to spell disaster but Malone missed a 7 pin of his own in the 6th and when Lytle followed up his error with 5 consecutive strikes Malone's lead was in jeopardy. Malone followed his miss with a double but a solid 8 pin in the 9th set the stage for a photo finish. Malone left a 10 pin, spared and another 10 pin and victory was his by a single pin. |                              |        |              |              |              |













♣ Represents a Times-News Title












♣ Represents a Qualifying Titles - \*Title in this year

(x) Number of times in the Finals


# Times-News Final Results by Year

|  <b>2006 43<sup>RD</sup> ANNUAL</b>   |   |        |              |              |              |
|---|---|--------|--------------|--------------|--------------|
| 1   | *MIKE SHADY 4  3  (5)       | 13-3-0 | 2,111        | 1,918        | <b>4,419</b> |
| 2   | CORY BITHELL (4)  | 14-2-0 | 1,901        | 1,964        | <b>4,285</b> |
| 3   | PAT MALONE 4  4  (25)       | 10-5-1 | 2,053        | 1,870        | <b>4,238</b> |
| 4   | LEE EIGHMY, JR. 2  3  (7)   | 9-7-0  | 1,928        | 1,800        | <b>4,028</b> |
| 5   | CHUCK SCHOMMER 3  (9)  | 8-6-2  | 1,765        | 1,970        | <b>4,005</b> |
| 6   | RON PALOMBI, JR. 5  4  (13) | 8-8-0  | 1,850        | 1,883        | <b>3,973</b> |
| 7   | TOM PETROFF (3)   | 9-7-0  | 1,778        | 1,891        | <b>3,939</b> |
| 8   | BEN DeSANTIS (1)  | 9-7-0  | 1,972        | 1,571        | <b>3,813</b> |
| 9   | LOU LaFURIA (1)   | 6-10-0 | 1,867        | 1,736        | <b>3,783</b> |
| 10  | FRANK MILLER (8)  | 6-9-1  | 1,762        | 1,777        | <b>3,734</b> |
| 11  | CHRIS PIGANELLI (2)   | 9-7-0  | 1,696        | 1,757        | <b>3,723</b> |
| 12  | TOM LYTLE  (6)   | 7-9-0  | 1,728        | 1,720        | <b>3,658</b> |
| 13  | NICK GODFREY (1)  | 6-10-0 | 1,781        | 1,659        | <b>3,620</b> |
| 14  | GREG FIGURSKI (1)   | 5-10-1 | 1,614        | 1,656        | <b>3,435</b> |
| 15  | STEVE BENKE   (7)           | 4-11-1 | 1,471        | 1,771        | <b>3,377</b> |
| 16  | LARRY AMES (1)  | 1-15-0 | 1,615        | 1,469        | <b>3,114</b> |
| <b>AVERAGES</b>   |   |        | <b>225.7</b> | <b>222.0</b> | <b>223.8</b> |
| <b>QUALIFIER</b>  |   |        |              |              |              |
| Westway Lanes - 1/7/06 - 5 games<br>Eastway Lanes - 1/8/06 - 5 games<br>139 Entries   |   |        |              |              |              |
| <b>FINALS</b>   |   |        |              |              |              |
| Lake City Lanes - 1/14/06 - 8 games<br>Eastway Lanes - 1/15/06 - 8 games<br>Top 16 after 10 games<br>Qualifying Totals not included in Finals   |   |        |              |              |              |
| <small>Sixteen finalists bowl 16 head-to-head, 1-game matches with 30 bonus pins awarded for a match victory 15 for a tie. Champion determined by total pinfall plus bonus for all 16 games match games bowled.</small>   |   |        |              |              |              |
| <b>TOURNAMENT HIGHLIGHTS</b>  |   |        |              |              |              |
| <small>It was a year for scoring as records were set it just about every round. Pat Malone led after the first round of the qualifier with 1,261 before being outdistanced by Mike Shady who finished the qualifier with 2,456, one pin better than Cory Bithell. Two 300's and 5 299's were shot in the qualifier. The top 16 moved to Lake City to begin the finals, five 300's and a 299 were shot this day and Ben DeSantis authored an 896 set in games 3-5. Mike Shady would, however, maintain his consistent, torrid pace, averaging 263.9 for the day which included a 278-278-288 (844) finish. He would lead Pat Malone by 103. Things settled a bit but after Shady started 279-226-259-268 he had a comfortable lead over both Malone and Bithell. Malone would make a charge with 279-278 in games 13-14 but it wasn't enough as Shady defeated Malone in game 15 247-226 and then beat Bithell 216-202 in the position round for his 4th victory in 5 years.</small> |   |        |              |              |              |

|  <b>2007 44<sup>TH</sup> ANNUAL</b>   |   |        |              |              |              |
|---|---|--------|--------------|--------------|--------------|
| 1   | RON PALOMBI, JR. 6  4  (14) | 12-4-0 | 2,073        | 1,877        | <b>4,310</b> |
| 2   | *LEE EIGHMY, JR. 2  3  (8)  | 11-5-0 | 1,950        | 1,839        | <b>4,119</b> |
| 3   | MIKE SHADY 4  3  (6)        | 11-5-0 | 1,903        | 1,761        | <b>3,994</b> |
| 4   | CHUCK SCHOMMER 3  (10)   | 10-6-0 | 1,871        | 1,719        | <b>3,890</b> |
| 5   | MIKE KOMOREK (2)  | 9-7-0  | 1,885        | 1,582        | <b>3,797</b> |
| 6   | PAT MALONE 4  4  (26)       | 8-8-0  | 1,739        | 1,787        | <b>3,796</b> |
| 7   | JOHN GERACI, JR. (4)  | 9-7-0  | 1,877        | 1,656        | <b>3,773</b> |
| 8   | SCOTT IRWIN (2)   | 9-7-0  | 1,792        | 1,633        | <b>3,695</b> |
| 9   | RYAN LARICCIA (3)   | 7-9-0  | 1,745        | 1,679        | <b>3,694</b> |
| 10  | JOHN JACOBS (1)   | 9-7-0  | 1,851        | 1,556        | <b>3,677</b> |
| 11  | BOB STILE (1)   | 7-9-0  | 1,639        | 1,585        | <b>3,434</b> |
| 12  | DAVID WARREN (5)  | 2-14-0 | 1,814        | 1,554        | <b>3,428</b> |
| 13  | ROD SILMAN, SR. (3)   | 6-10-0 | 1,829        | 1,357        | <b>3,366</b> |
| 14  | JOHN FERRETTI (4)   | 4-12-0 | 1,731        | 1,509        | <b>3,360</b> |
| 15  | MIKE DUKE (1)   | 6-10-0 | 1,662        | 1,453        | <b>3,295</b> |
| 16  | KEN BERLIN, JR.  (3)   | 4-12-0 | 1,650        | 1,521        | <b>3,291</b> |
| <b>AVERAGES</b>   |   |        | <b>226.6</b> | <b>203.7</b> | <b>215.2</b> |
| <b>QUALIFIER</b>  |   |        |              |              |              |
| Classic Lanes - 1/6/07 - 5 games<br>Rolling Meadow Lanes - 1/7/07 - 5 games<br>119 Entries  |   |        |              |              |              |
| <b>FINALS</b>   |   |        |              |              |              |
| Westway Lanes - 1/13/07 - 8 games<br>Eastland Bowl - 1/14/07 - 8 games<br>Top 16 after 10 games<br>Qualifying Totals not included in Finals   |   |        |              |              |              |
| <small>Sixteen finalists bowl 16 head-to-head, 1-game matches with 30 bonus pins awarded for a match victory 15 for a tie. Champion determined by total pinfall plus bonus for all 16 games match games bowled.</small>   |   |        |              |              |              |
| <b>TOURNAMENT HIGHLIGHTS</b>  |   |        |              |              |              |
| <small>Round 1 was quite a struggle as only 14 of the 119 bowlers we "over" for the squad as John Geraci, Jr. held a 24 pin lead with a 5-game total of 1,086. Lee Eighmy, Jr., fashioned a 1,217 block to capture the qualifier while Mike Shady (1,219) finished second. The cut line ended up at +18. As often times is the case the class of the field rose to the top as the first round of the finals closed. Ron Palombi, Jr. led, his round fueled by 2 perfect games ... giving him 5 in TN Finals history. Lee Eighmy, Jr. was second, 93 pins back and Mike Shady was 3rd, 170 behind. Ryan Lariccia held "unlucky" 13th place as his opponents averaged an 8-game finals record of 250. Eighmy got off to a hot start and took the lead after game 11 but could not defeat Palombi in their match in game 12. The next game Palombi would fashion a 265 game win while Eighmy lost with 178. Palombi made that 138 pin stand up, defeating Eighmy for a second time in the final game, 258-226.</small> |   |        |              |              |              |










|  <b>2008 45<sup>TH</sup> ANNUAL</b>   |   |        |              |              |              |
|---|---|--------|--------------|--------------|--------------|
| 1   | *LEE EIGHMY, JR. 3  4  (9)  | 10-6-0 | 1,882        | 1,918        | <b>4,100</b> |
| 2   | MIKE SHADY 4  3  (7)        | 9-7-0  | 1,852        | 1,856        | <b>3,978</b> |
| 3   | RON PALOMBI, JR. 6  4  (15) | 12-4-0 | 1,684        | 1,924        | <b>3,968</b> |
| 4   | DAVID WARREN (6)  | 9-7-0  | 1,622        | 1,951        | <b>3,843</b> |
| 5   | PAUL MARNELLA (2)   | 10-6-0 | 1,694        | 1,821        | <b>3,815</b> |
| 6   | CHUCK SCHOMMER 3  (11)   | 9-7-0  | 1,702        | 1,834        | <b>3,806</b> |
| 7   | CHRIS MOFFETT (3)   | 8-8-0  | 1,745        | 1,810        | <b>3,795</b> |
| 8   | JIM MUROSKY (2)   | 8-8-0  | 1,553        | 1,860        | <b>3,653</b> |
| 9   | BOB STILE (2)   | 7-9-0  | 1,628        | 1,809        | <b>3,647</b> |
| 10  | JEFF McKINLEY (1)   | 9-7-0  | 1,646        | 1,654        | <b>3,570</b> |
| 11  | BOB KANE, JR.  (8)   | 6-10-0 | 1,584        | 1,771        | <b>3,535</b> |
| 12  | BRETT REARICK (3)   | 8-8-0  | 1,559        | 1,734        | <b>3,533</b> |
| 13  | ROD SILMAN, SR. (5)   | 6-10-0 | 1,572        | 1,691        | <b>3,443</b> |
| 14  | BEN DeSANTIS (2)  | 6-10-0 | 1,544        | 1,632        | <b>3,356</b> |
| 15  | DAVE WARD (1)   | 7-9-0  | 1,492        | 1,623        | <b>3,325</b> |
| 16  | KEN BERLIN, JR.  (4)   | 4-12-0 | 1,591        | 1,601        | <b>3,312</b> |
| <b>AVERAGES</b>   |   |        | <b>205.9</b> | <b>222.6</b> | <b>214.2</b> |
| <b>QUALIFIER</b>  |   |        |              |              |              |
| Lake City Lanes - 1/5/08 - 5 games<br>Greengarden Lanes - 1/6/08 - 5 games<br>128 Entries   |   |        |              |              |              |
| <b>FINALS</b>   |   |        |              |              |              |
| North East Lanes - 1/12/08 - 8 games<br>Eastway Lanes - 1/13/08 - 8 games<br>Top 16 after 10 games<br>Qualifying Totals not included in Finals  |   |        |              |              |              |
| <small>Sixteen finalists bowl 16 head-to-head, 1-game matches with 30 bonus pins awarded for a match victory 15 for a tie. Champion determined by total pinfall plus bonus for all 16 games match games bowled.</small>   |   |        |              |              |              |
| <b>TOURNAMENT HIGHLIGHTS</b>  |   |        |              |              |              |
| <small>Lee Eighmy, Jr. kicked off the 45th TN with a 5-game record tying block of 1,289 at Lake City Lanes. Scoring dropped a bit in round 2 but Eighmy remained strong with 1,196 for 2,485 and a 152 pin victory over Chuck Schommer who bowled the only 300 game of the event in the final game of the qualifier. Scores at North East Lanes were also a bit varied and the lead exchanged hands a number of times but Eighmy again emerged as the leader with 276 in the last game of the day. At the start of round 2 Ron Palombi, Jr. had the second highest game of the event, a 299, in the first game bringing him just 5 pins off Eighmy's lead. Eighmy would again step up with games of 258-239-259 and the lead expanded to 129. In game 14 Eighmy virtually put the title away with a 289-230 victory over Bob Kane, Jr. to lead by 168 pins. Eighmy lost his final 2 games but it didn't matter, except maybe to Mike Shady who held onto second with a 234-208 victory over Eighmy.</small> |   |        |              |              |              |










 Represents a Times-News Title














 Represents a Qualifying Titles - \*Title in this year

(x) Number of times in the Finals


# Times-News Final Results by Year

|  <b>2009 46<sup>TH</sup> ANNUAL</b>   |  |        |              |              |              |
|---|--|--------|--------------|--------------|--------------|
| 1   | JIM MOATS   (1)        | 12-4-1 | 1,959        | 1,862        | <b>4,181</b> |
| 2   | LOU LaFURIA (2)  | 8-8-0  | 1,845        | 1,874        | <b>3,959</b> |
| 3   | PAT MALONE   (27)      | 9-7-0  | 1,937        | 1,706        | <b>3,913</b> |
| 4   | PAUL MARNELLA (3)  | 8-8-0  | 2,025        | 1,635        | <b>3,900</b> |
| 5   | FRANK MILLER (9)   | 10-5-1 | 1,872        | 1,695        | <b>3,882</b> |
| 6   | LARRY KLICK (1)  | 8-8-0  | 1,698        | 1,898        | <b>3,836</b> |
| 7   | CHRIS MOFFETT (4)  | 10-6-0 | 1,723        | 1,804        | <b>3,827</b> |
| 8   | JEFF MCKINLEY (2)  | 8-8-0  | 1,700        | 1,878        | <b>3,818</b> |
| 9   | LEE EIGHMY, JR.   (10) | 8-8-0  | 1,757        | 1,747        | <b>3,744</b> |
| 10  | CORY BITHELL (5)   | 6-9-1  | 1,749        | 1,760        | <b>3,704</b> |
| 11  | TOM PETROFF (4)  | 6-10-0 | 1,905        | 1,603        | <b>3,688</b> |
| 12  | DAVE MACKOWSKI, JR. (5)  | 6-9-1  | 1,870        | 1,508        | <b>3,573</b> |
| 13  | MIKE DUNKLE (1)  | 9-6-1  | 1,702        | 1,547        | <b>3,534</b> |
| 14  | *BEAVER CLARK  (6)  | 7-9-0  | 1,661        | 1,632        | <b>3,503</b> |
| 15  | DAVID WARD (2)   | 6-10-0 | 1,764        | 1,551        | <b>3,495</b> |
| 16  | DAVE BILLE (7)   | 5-11-0 | 1,720        | 1,432        | <b>3,302</b> |
| <b>AVERAGES</b>   |  |        | <b>225.7</b> | <b>212.0</b> | <b>218.8</b> |
| <b>QUALIFIER</b>  |  |        |              |              |              |
| Eastland Bowl - 1/10/09 - 5 games<br>Westway Lanes - 1/11/09 - 5 games<br>139 Entries   |  |        |              |              |              |
| <b>FINALS</b>   |  |        |              |              |              |
| Rolling Meadow Lanes - 1/17/09 - 8 games<br>Classic Lanes - 1/18/09 - 8 games<br>Top 16 after 10 games<br>Qualifying Totals not included in Finals  |  |        |              |              |              |
| <small>Sixteen finalists bowl 16 head-to-head, 1-game matches with 30 bonus pins awarded for a match victory 15 for a tie. Champion determined by total pinfall plus bonus for all 16 games match games bowled.</small>   |  |        |              |              |              |
| <b>TOURNAMENT HIGHLIGHTS</b>  |  |        |              |              |              |
| <small>Dave Mackowski, Jr., with the assistance of a game 3 300 game led after round 1 with a score of 1,234. Ryan Avione also had a 300 ... the same game the same pair ! It was a high scoring affair at Eastland Bowl but not as high at round 2 at Westway as 99 of the 137 bowlers who bowled in round 2 were over. Beaver Clark had the high round, 1,256 which was also enough to move him from 17th to the qualifying title besting 3-time champ Lee Eighmy, Jr. by 17 pins. It would take one more game, however, to determine the final 16 as Jeff Weiser and Jim Moats tied for the 16th spot at 2,256. Moats claim the spot with a 203-196 victory. Paul Marnella grabbed the round one lead fueled by a 5-game run of 258-258-278-277-279. Jim Moats was holding down 2nd, just 66 behind. Games of 288-289 in games 11 and 12 would put Moats into the lead for good, ultimately cruising to a 222 pin victory. This was Moats' first TN, he's the 6th victor in his first attempt.</small> |  |        |              |              |              |

|  <b>2010 47<sup>TH</sup> ANNUAL</b>   |   |        |              |              |              |
|---|---|--------|--------------|--------------|--------------|
| 1   | LEE EIGHMY, JR.   (11)  | 12-4-0 | 1,900        | 1,757        | <b>4,017</b> |
| 2   | *MIKE SHADY   (8)       | 10-5-1 | 1,947        | 1,704        | <b>3,966</b> |
| 3   | RYAN LARICCIA (4)   | 9-6-1  | 1,854        | 1,765        | <b>3,904</b> |
| 4   | DAN FRANCIS (1)   | 8-6-2  | 1,827        | 1,752        | <b>3,849</b> |
| 5   | CHUCK SCHOMMER  (12)   | 9-7-0  | 1,805        | 1,758        | <b>3,833</b> |
| 6   | ADAM METZGER (1)  | 9-7-0  | 1,828        | 1,716        | <b>3,814</b> |
| 7   | GREG UTEGG (3)  | 10-6-0 | 1,866        | 1,632        | <b>3,798</b> |
| 8   | RON PALOMBI, JR.   (16) | 8-8-0  | 1,889        | 1,668        | <b>3,797</b> |
| 9   | CHRIS MOFFETT (5)   | 7-9-0  | 1,846        | 1,699        | <b>3,755</b> |
| 10  | TOM PETROFF (5)   | 6-10-0 | 1,767        | 1,776        | <b>3,723</b> |
| 11  | DAVID WARREN (7)  | 6-9-1  | 1,695        | 1,772        | <b>3,662</b> |
| 12  | BEAVER CLARK (7)  | 6-9-1  | 1,718        | 1,744        | <b>3,657</b> |
| 13  | NATE FRALICK (1)  | 8-8-0  | 1,819        | 1,580        | <b>3,639</b> |
| 14  | TODD BALKO (2)  | 4-11-1 | 1,783        | 1,531        | <b>3,449</b> |
| 15  | MIKE SHERIDAN (1)   | 8-8-0  | 1,746        | 1,449        | <b>3,435</b> |
| 16  | T. J. MITCHELL (1)  | 4-11-1 | 1,584        | 1,589        | <b>3,308</b> |
| <b>AVERAGES</b>   |   |        | <b>225.6</b> | <b>210.1</b> | <b>217.8</b> |
| <b>QUALIFIER</b>  |   |        |              |              |              |
| Eastway Lanes - 1/9/10 - 5 games<br>North East Lanes - 1/10/10 - 5 games<br>126 Entries   |   |        |              |              |              |
| <b>FINALS</b>   |   |        |              |              |              |
| Lake City Lanes - 1/16/10 - 8 games<br>Greengarden Lanes - 1/17/10 - 8 games<br>Top 16 after 10 games<br>Qualifying Totals not included in Finals   |   |        |              |              |              |
| <small>Sixteen finalists bowl 16 head-to-head, 1-game matches with 30 bonus pins awarded for a match victory 15 for a tie. Champion determined by total pinfall plus bonus for all 16 games match games bowled.</small>   |   |        |              |              |              |
| <b>TOURNAMENT HIGHLIGHTS</b>  |   |        |              |              |              |
| <small>Chris Moffett, a 4-time finalist emerged the leader after round one with a 1,209 total John Ferretti authored the high game of the day, a perfect 300 in the third game of the day on lanes 39 and 40. 4-time Champion Mike Shady captured his 4th qualifying title in a runaway, picking up where he left off, he fired an 1,189 total for the round to capture the qualifying crown by 82 pins. In the second game of the finals, Ron Palombi, Jr. authored a perfect game. It was Palombi's 8th 300 game in Times News history. There were a number of leaders in the early games until Lee Eighmy, Jr. captured the lead after game 4 with a victory with a 279 and then followed it up with 2 more wins with 257's. Mike Shady kept close and emerged as the round one leader, 32 pins ahead of Eighmy. Shady got off to a hot start in round 2 with 2 wins, 268-232 and 237-178 but was caught by Eighmy the next game and then lost to Eighmy 154-207 in game 12 and Eighmy was solidly ahead for good.</small> |   |        |              |              |              |

|  <b>2011 48<sup>TH</sup> ANNUAL</b>    |   |        |              |              |              |
|--|---|--------|--------------|--------------|--------------|
| 1  | PAT MALONE   (28)       | 14-2-0 | 2,043        | 1,966        | <b>4,429</b> |
| 2  | LEE EIGHMY, JR.   (12)  | 13-3-0 | 2,044        | 1,790        | <b>4,224</b> |
| 3  | *MIKE SHADY   (9)       | 12-4-0 | 1,858        | 1,798        | <b>4,016</b> |
| 4  | LOU LaFURIA (3)   | 11-5-0 | 1,887        | 1,621        | <b>3,838</b> |
| 5  | DAVID WARREN (8)  | 8-8-0  | 1,919        | 1,622        | <b>3,781</b> |
| 6  | TOM LYTLE  (7)   | 9-7-0  | 1,902        | 1,600        | <b>3,772</b> |
| 7  | RON PALOMBI, JR.   (17) | 9-7-0  | 1,860        | 1,626        | <b>3,756</b> |
| 8  | GREGORY UTEGG (4)   | 7-9-0  | 1,910        | 1,617        | <b>3,737</b> |
| 9  | TOM PETROFF (6)   | 6-10-0 | 1,919        | 1,541        | <b>3,640</b> |
| 10   | JOHN FERRETTI (5)   | 8-8-0  | 1,809        | 1,580        | <b>3,629</b> |
| 11   | SCOTT IRWIN (3)   | 8-8-0  | 1,755        | 1,630        | <b>3,625</b> |
| 12   | BOB STILE (3)   | 4-12-0 | 1,689        | 1,585        | <b>3,394</b> |
| 12   | MARK HOOKS (7)  | 5-11-0 | 1,723        | 1,521        | <b>3,394</b> |
| 14   | DANIEL FRANCIS  (2)  | 6-10-0 | 1,583        | 1,607        | <b>3,370</b> |
| 15   | ROSS CARUANA, JR.  (11)  | 3-13-0 | 1,609        | 1,521        | <b>3,220</b> |
| 16   | DARREN KRETZ (1)  | 5-11-0 | 1,436        | 1,498        | <b>3,084</b> |
| <b>AVERAGES</b>  |   |        | <b>226.1</b> | <b>204.1</b> | <b>215.1</b> |
| <b>QUALIFIER</b>   |   |        |              |              |              |
| Rolling Meadow Lanes - 1/8/11 - 5 games<br>Classic Lanes - 1/9/11 - 5 games<br>138 Entries   |   |        |              |              |              |
| <b>FINALS</b>  |   |        |              |              |              |
| Eastland Bowl - 1/15/11 - 8 games<br>Westway Lanes - 1/16/11 - 8 games<br>Top 16 after 10 games<br>Qualifying Totals not included in Finals  |   |        |              |              |              |
| <small>Sixteen finalists bowl 16 head-to-head, 1-game matches with 30 bonus pins awarded for a match victory 15 for a tie. Champion determined by total pinfall plus bonus for all 16 games match games bowled.</small>  |   |        |              |              |              |
| <b>TOURNAMENT HIGHLIGHTS</b>   |   |        |              |              |              |
| <small>Pat Malone led after round one with a very impressive round of 1,235 at Rolling Meadows. During the second qualifying round he just could not hold off hard charging Mike Shady. Shady's 1,240 was the high for the day and enough to beat Malone by 40 pins, good for his record 5th qualifying title. Defending champion Lee Eighmy, Jr. finished 3rd. Dick Litz and Dan Francis were tied for the final spot which was captured by Francis a week later. The finals were a high scoring affair at Eastland during round one. Eighmy shot 812 for his first 3 and Malone 822 for 2-3-4 including the event's only 300 in game 4. The two remained close and Eighmy led by just 31 at the end of the day. These two picked right up where they left off and were even tied after game 10. Shady started 257-247-267 to climb from 8th to 3rd but would get no closer. Eighmy's lead was 9 after game 12 but Malone reeled off games of 242-279-267 and, coupled with 2 sub 200 games by Eighmy the lead was 183 and for all intents and purposes it was over. Malone won his final 2 matches to finish the day 8-0 and won by 205.</small> |   |        |              |              |              |

 Represents a Times-News Title

 Represents a Qualifying Titles - \*Title in this year

(x) No. of Finals  Roll-off for 16th spot